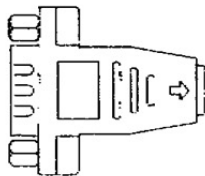
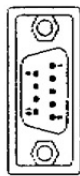


A B C D E F

DATE BY	REVISION
VC/86	△

DB9 MALE

MINI DIN 6PIN FEMALE



MAT'L:

1. JUMP WIRE:(UL1007) #26 4C+(GROUND)
2. BOTH CONNECTORS WITH NORMAL TYPE
3. DB9 MALE WITH NUT(#4-40UNC) TYPE
4. ALLOVER VOLDED WITH BEIGE PVC
5. BOTH CONNECTOR INSULATOR WITH BLACK COLOR

NOTE:

1. COLOR:BEIGE
2. MOLDED TYPE
3. MINI DIN 6PIN FEMALE(DETAIL)

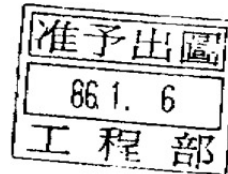
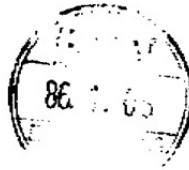
△ **CONFIGURATION:**

DB9M	MINI 6F
1 _____	1 _____
5 _____	3 _____
7 _____	4 _____
6 _____	5 _____
SHIELD _____	SHIELD _____

MINI DIN 6F



FRONT VIEW



△ *MODIFY CONFIGURATION CHANGE VC/86 1.6

PN# AB401

DRAWN VC 12/28	CHECK 	APPRO	DATE	28 DEC.1996	PART NO	AB401	TITLE: ADAPTOR DB9 MALE-MIN DIN 6PIN FEMALE (MOLDED TYPE)	REMARK	ASSMANN ELECTRONICS
		UNIT	DRAWN NO	TA403M03					
		MAT'L	TOLERANCE	UNLESS OTHERWISE ALL TOLERANCES ERROR ARE 10%					