

1

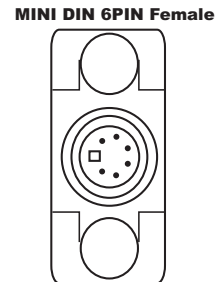
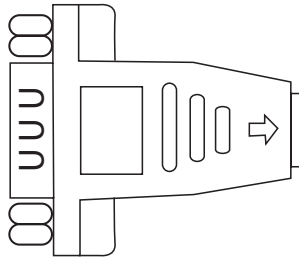
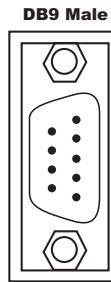
2

3

4

A

A



B

B

**Material:**

- 1.Jump Wire:(UL:007) #26 4C+(Ground)
- 2.Both connectors with normal type
- 3.DB9 Male with nut(#4-40UNC) Type
- 4.Allover Molded with Beige PVC
- 5.Both connectors insulator with Black color

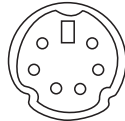
**Notes:**

- 1.Color:Beige
- 2.Molded Type
- 3.MINI DIN 6 PIN Female(Detail): MINI DIN 6F

| Configuration |         |
|---------------|---------|
| DB9M          | MINI 6F |
| 1 _____       | 1       |
| 5 _____       | 3       |
| 7 _____       | 4       |
| 6 _____       | 5       |
| Shield _____  | Shield  |

C

C



Front View

|             |
|-------------|
| Description |
|             |

D

D

Name: AB401-R

Adaptor

DB9 Male- MINI DIN 6PIN Female



THIS DRAWING IS UNPUBLISHED  
 © Copyright 2005 by Assmann Electronic Components All International Rights Reserved

This drawing is a controlled document for Assmann Electronics, Inc. It is subject to change and the controlling engineering organization should be contacted for the latest revision.

1

2

3

4