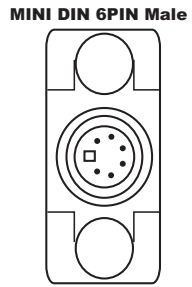
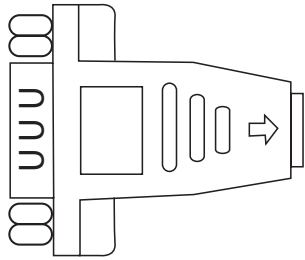
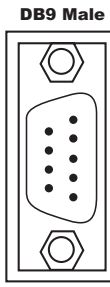


1 2 3 4

A

A



B

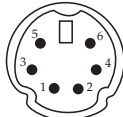
B

**Material:**  
 1. Jump Wire: (UL1007) #26 4C+(Ground)  
 2. Both connectors with normal type  
     DB9 Male with Nut Riveted #4-40UNC Type  
     Both Connectors insulator color with Black  
 3. Overall Molded with Beige PVC

**Configuration**

DB9M	MINI 6M
1 _____	1
5 _____	3
7 _____	4
6 _____	5
Shield _____	Shield

**Notes:**  
 1. Color: Beige  
 2. Molded Type  
 3. MINI DIN 6 PIN Male (Detail): MINI DIN 6M



Front View

C

C

Description	
Name: AB405-R	
Adaptor	
DB9 Male- MINI DIN 6PIN Male	

THIS DRAWING IS UNPUBLISHED  
 © Copyright 2005 by Assmann Electronic Components All International Rights Reserved  
 This drawing is a controlled document for Assmann Electronics, Inc. It is subject to change and the controlling engineering organization should be contacted for the latest revision.

1 2 3 4

D

D