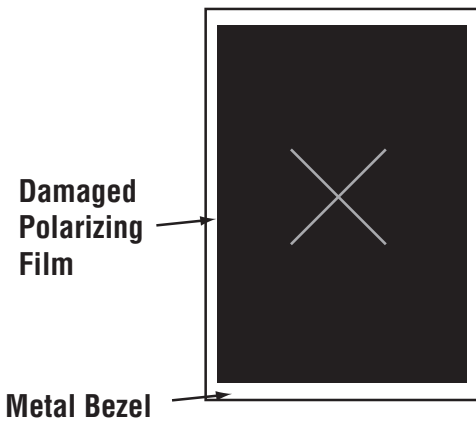
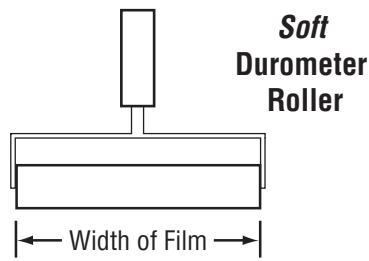


VIKUITI™ DURABLE QUICK CLEAN FILM APPLICATION INSTRUCTIONS


LCD PANEL



APPLICATION TOOLS

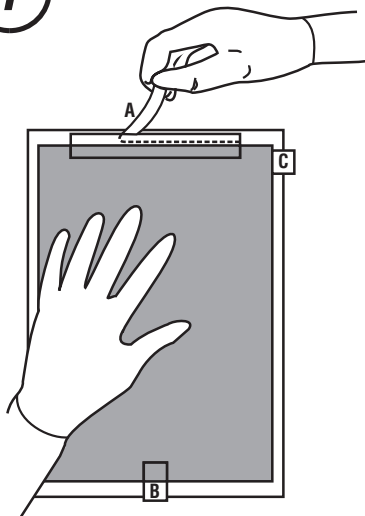


DQC FILM (shown liner side down)



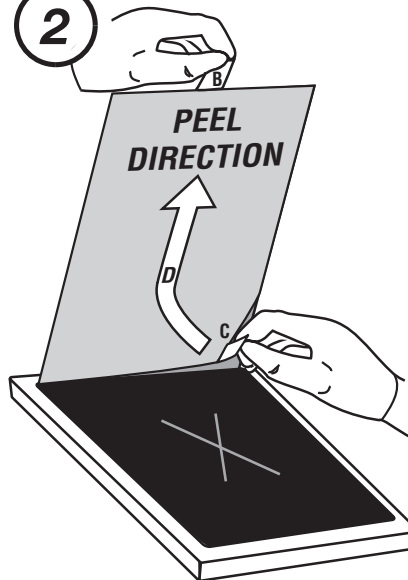
Tab 'B' (Scotch® Brand Tape) customer applied at time of use

1



Place film, liner side down, onto LCD panel, and center within metal bezel. Holding film firmly in place with one hand, remove liner from tab 'A' and adhere tab A to metal bezel. Check film alignment; realign if necessary. Then place tab 'B', Scotch® Brand Tape on the top surface of the film.

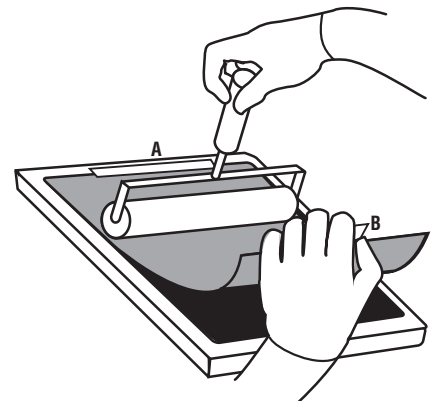
2



Raise DQC film and liner by gently lifting up tab 'B'. Use caution to grab tab only, not the film. Raise film high enough to allow liner to be removed. Grip tab 'C' firmly with free hand and gently pull in direction of arrow 'D' to separate liner from DQC adhesive. Pull slowly and gently to advance separation of liner along tab 'A' edge, before pulling toward tab 'B' edge.

CAUTION: Remove liner in one continuous motion without stopping

3



Relax film slightly allowing tab 'A' edge to come close to LCD panel, but not touch. With free hand, use roller to laminate film into place in one continuous sweep. Remove tabs 'A' and 'B'. Use plastic stylus to complete lamination along edges as necessary. Clean with acetone as necessary.

Cleanroom lamination strongly recommended.

3M does on occasion provide internal 3M test data or recommendations as a service to our customers. 3M does not certify the accuracy or validity of this information and 3M is not responsible for Customer's interpretation of or use of the provided information. Customers should not rely on this information as a basis for determining if a product is fit for a particular application or will have particular attributes. The information provided is made available on an "as is" basis. 3M makes no warranty, express or implied, related to this information. 3M shall not be liable for any incidental, special, or consequential damages relating to the use or inability to use this information, regardless of the legal theory asserted.