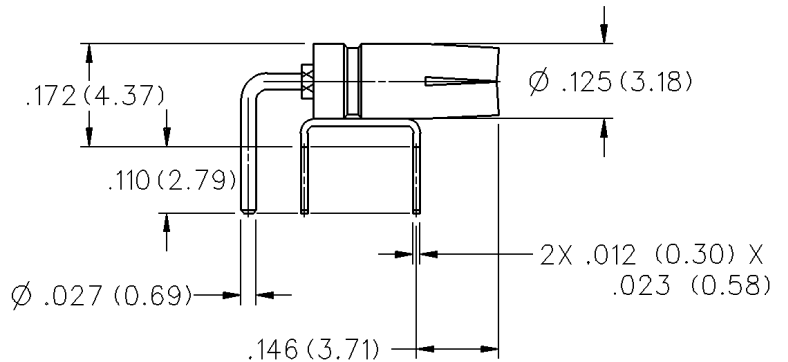
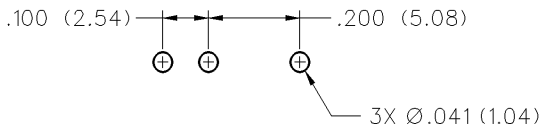


Shielded Test Jacks Horizontal



TIN PLATED	GOLD PLATED
129-0701-301	129-0701-302

Mounting hole layout



ELECTRICAL RATINGS

- Impedance:** 29 ohms
- Frequency Range:** 0 - 2 GHz
- Working Voltage:** 300 Vrms†
- Dielectric Withstanding Voltage:** 2000 VDC †
- Contact Resistance:** Center Contact: 6 milliohms
Outer conductor: 2.5 milliohms

MECHANICAL RATINGS

- Insertion Force:** Inner conductor: 32 oz. max. 2 oz. min.
Outer conductor: 48 oz. max. 6 oz. min.
- Durability:** 250 cycles

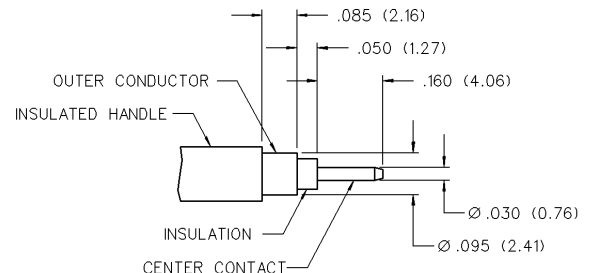
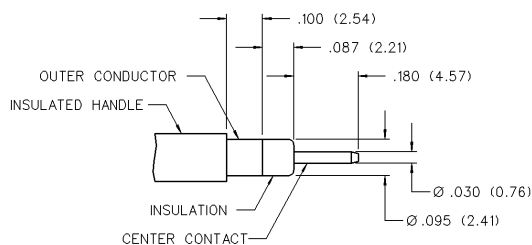

ENVIRONMENTAL RATINGS

- Temperature Range:** -65° C to + 85° C
- Corrosion:** Salt spray, 24 hours
- Shock:** Method 213, Test Condition B, MIL-STD-202
- Vibration:** Method 204, Test Condition B, MIL-STD-202

MATERIAL SPECIFICATIONS

- Contact:** Beryllium copper per QQ-C-533/530
- Insulator Material:** TFE Fluorocarbon per L-P-403
- Finish:** Center Contact and Body: Bright Tin or Gold

SHIELDED TEST JACK INTERFACE - TYPICAL PROBE TYPE



†Avoid user injury due to misapplication.
See safety advisory definitions inside front cover.