THIS DRAWING IS UNPUBLISHED. RELEASED FOR PUBLICATION
© COPYRIGHT 2005 BY TYCO ELECTRONICS CORPORATION. ALL RIGHTS RESERVED.

LOC	DIST	REVISIONS				
AD	25	P	LTR	DESCRIPTION	DATE	DRN	APVD
			M	REVISED PER ECN 0512-0288-05	11JUL06	JDP	AMS

1. HOUSING MATERIAL: THERMOPLASTIC, BLACK.
2. CONTACT MATERIAL: COPPER ALLOY.
3. CONTACT FINISH: .000050–.000100 NICKEL UNDERPLATE ALL OVER WITH .000030 GOLD IN CONTACT AREA AND .000100–.000200 TIN–LEAD PLATED POSTS.

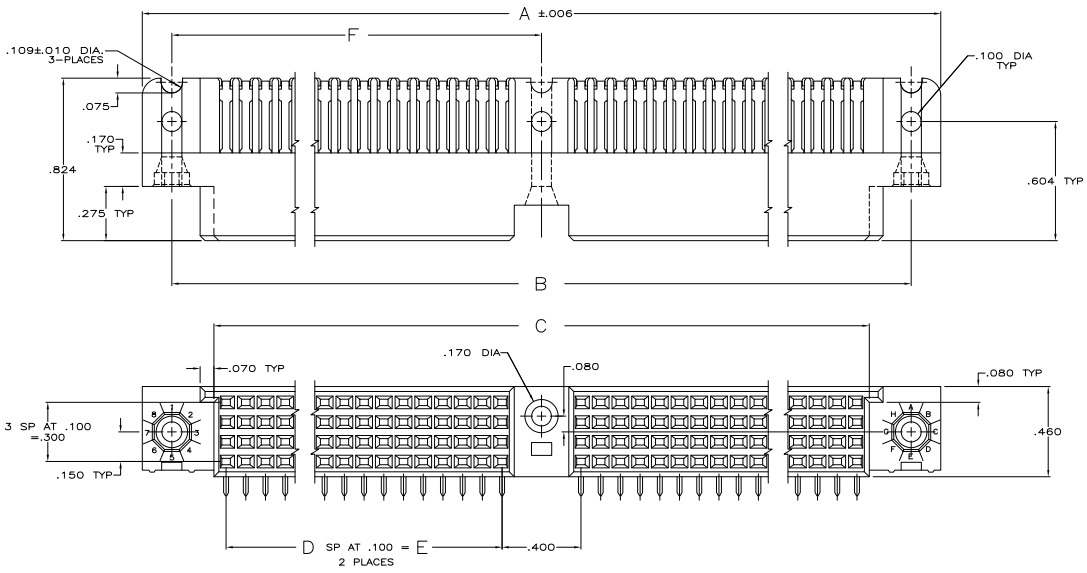

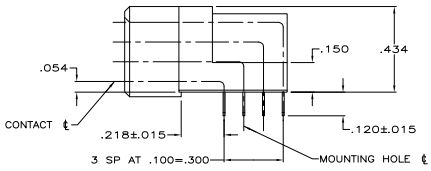

OBSOLETE

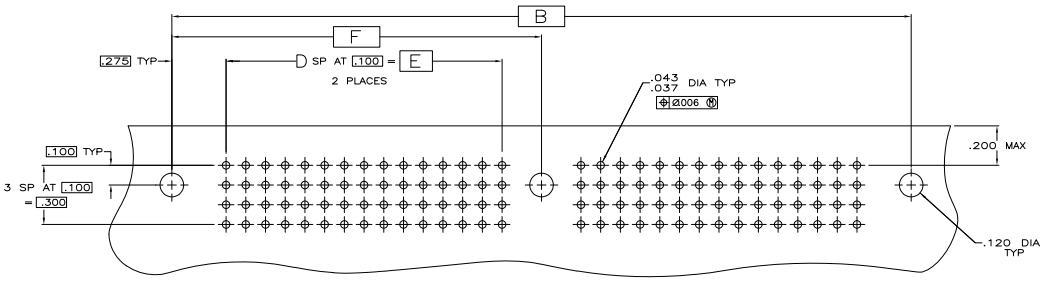

RECOMMENDED P.C. BOARD LAYOUT

3.875	3.400	34	7.324	7.750	8.050	280	534010–8
5.875	5.400	54	11.324	11.750	12.050	440	534010–7
5.025	4.300	43	9.324	9.750	10.050	360	534010–6
5.575	5.100	51	10.724	11.150	11.450	416	534010–5
6.375	5.900	59	12.324	12.750	13.050	480	534010–4
4.975	4.500	45	9.524	9.950	10.250	368	534010–3
4.675	4.200	42	8.924	9.350	9.650	344	534010–2
4.375	3.900	39	8.324	8.750	9.050	320	534010–1
F	E	D	C	B	A	NO OF POSN	PART NUMBER

THIS DRAWING IS A CONTROLLED DOCUMENT.

DIMENSIONS: INCHES

TOLERANCES UNLESS OTHERWISE SPECIFIED: 0 PLC ± – ; 1 PLC ± – ; 2 PLC ± – ; 3 PLC ± .005 ; 4 PLC ± – ; ANGLES ± –

MATERIAL 1 2 FINISH 3

DRN T.HOFFMAN 09/28/91
CHK DAVID HOFFMAN 12/10/91
APVD DAVID HOFFMAN 12/10/91
PRODUCT SPEC 108–1098
APPLICATION SPEC –
WEIGHT –

Tyco Electronics
Tyco Electronics Corporation
Harrisburg, PA 17105–3608

NAME: ASSEMBLY, RECEPTACLE, TBC. 4 ROW, 2 MOUNTING HOLES, 1 GUIDE PIN, .120 POST LENGTH

SIZE A1 | CAGE CODE 00779 | DRAWING NO C=534010 | RESTRICTED TO –

CUSTOMER DRAWING | SCALE 4:1 | SHEET 1 OF 1 | REV M

AMP 4805 REV 31MAR2000

Downloaded from Elcodis.com electronic components distributor