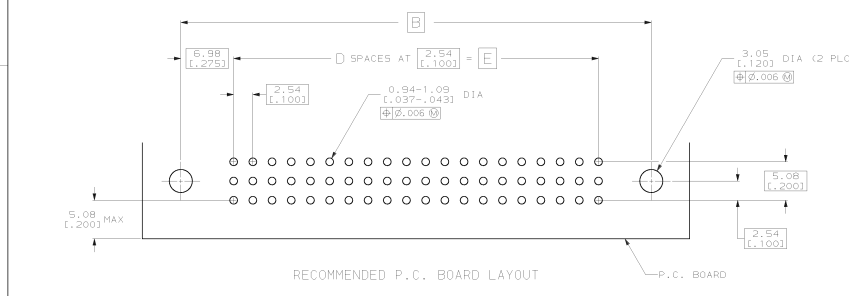
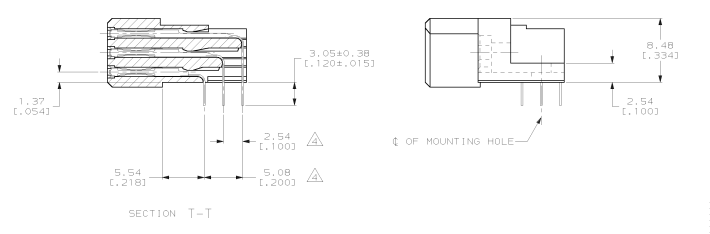
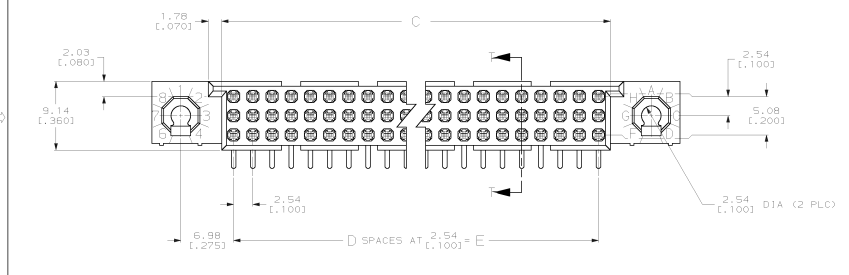
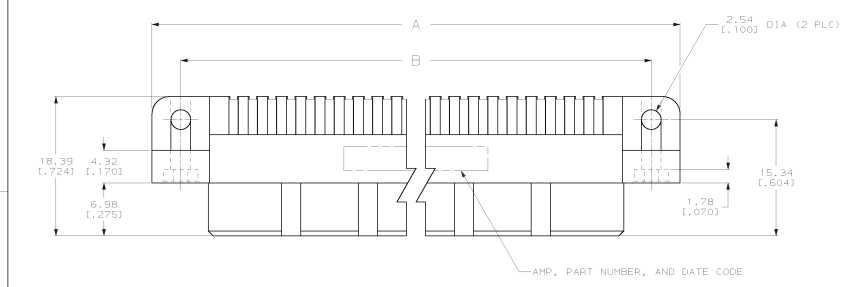


THIS DRAWING IS UNPUBLISHED. RELEASED FOR PUBLICATION
 © COPYRIGHT 1988 BY AMP INCORPORATED. ALL INTERNATIONAL RIGHTS RESERVED.

REV	DATE	BY	DESCRIPTION	APPD
E	06/08/90	TH	ECN AD4218	TH
F	06/09/90	TH	REACTIVATE -B	TH
G	05/04/95	T.S.	PER EC 0584-95	GS
H	01/08/96	T.S.	PER EC 0180-96	DH
J	05/29/97	JR	PER EC 0010-0830-96	JR
K	05/12/04	MM	REV PER EC 0512-0458-02	MM
L	05/12/05	MM	REVISED PER 0512-0091-03	MM



DO NOT SCALE PRINT. UNLESS SPECIFIED DIMENSIONS IN MM (INCHES)		DR REVISED P.C. SKIPPED		PART NO	
FINISHES: 00 =	3 PLG DEC # 0.13 (1.005)	APPD 10/6/92	0 = SKIPPER	NAME	AMP Incorporated
MATERIAL	0 =	APPD 10/6/92	0 = SKIPPER	SIZE	HDI, 3 ROW, RECEPTACLE ASSEMBLY,
FINISH	0 =	MIDDLEY SPEC	0 =	SCALE	3.05 (1.20) LONG SOLDER TAILS, .00076 (.000030) GOLD PLATE
RETURN	0 =	APPLICATION SPEC	0 =	SIZE	00779
				DRAWING NO	533268
				SCALE	4:1
				SHEET	1 OF 2

21-JUL-03 14:52:42 vs026463 /home/us026463/ampd/usa/0512-0091-03

CUSTOMER DRAWING

DRAWING MADE IN THIRD ANGLE PROJECTION
 THIS DRAWING IS UNPUBLISHED. RELEASED FOR PUBLICATION
 © COPYRIGHT 19 BY AMP INCORPORATED. ALL INTERNATIONAL RIGHTS RESERVED.

REV	DATE	BY	CHK	ZONE	LM	DESCRIPTION	DATE	APPD
AD	00			L		SEE SHEET 1		

- △ HOUSING MATERIAL: THERMOPLASTIC, COLOR-NATURAL.
- △ CONTACT MATERIAL: COPPER ALLOY.
- △ CONTACT FINISH: .00127-.00254 [.000050-.000100] NICKEL UNDERPLATE ALL OVER; .00076 [.000030] GOLD PLATE IN CONTACT AREA; TIN-LEAD PLATED SOLDER TAILS.
- △ SOLDER TAILS MUST FIT HOLE PATTERN AS SHOWN ON THE RECOMMENDED P.C. BOARD LAYOUT.
- 5. DIMENSIONS IN BRACKETS ARE IN INCHES.
- △ HOUSINGS WITH CENTER MOUNTING IS RECOMMENDED FOR ASSEMBLIES HAVING 2% CONTACTS PER ROW OR MORE.
- △ PART NUMBER IS OBSOLETE.

△	22.86	—9	26.01	36.83	44.45	—30	2-533268-0
	(.900)		(1.024)	(1.450)	(1.750)		
	81.28	32	84.43	95.25	102.87	99	1-533268-9
	(3.200)		(3.324)	(3.750)	(4.050)		
△	144.78	—52	147.93	158.75	166.37	—474	1-533268-8
	(5.700)		(5.824)	(6.250)	(6.550)		
△	251.48	—99	254.61	265.43	273.05	—300	1-533268-7
	(9.900)		(10.024)	(10.450)	(10.750)		
△	238.76	—94	241.91	252.73	260.35	—285	1-533268-6
	(9.400)		(9.524)	(9.950)	(10.250)		
△	226.06	89	229.21	240.03	247.65	270	1-533268-5
	(8.900)		(9.024)	(9.450)	(9.750)		
△	213.36	—84	216.51	227.33	234.95	—255	1-533268-4
	(8.400)		(8.524)	(8.950)	(9.250)		
△	200.66	79	203.81	214.63	222.25	240	1-533268-3
	(7.900)		(8.024)	(8.450)	(8.750)		
	187.96	74	191.11	201.93	209.55	225	1-533268-2
	(7.400)		(7.524)	(7.950)	(8.250)		
	175.26	69	178.41	189.23	196.85	210	1-533268-1
	(6.900)		(7.024)	(7.450)	(7.750)		
	162.56	64	165.71	176.53	184.15	195	1-533268-0
	(5.400)		(5.524)	(5.950)	(6.250)		
	149.86	59	153.01	163.83	171.45	180	533268-9
	(5.400)		(5.524)	(5.950)	(6.250)		
	137.16	54	140.31	151.13	158.75	165	533268-8
	(5.400)		(5.524)	(5.950)	(6.250)		
	124.46	49	127.61	138.43	146.05	150	533268-7
	(4.900)		(5.024)	(5.450)	(5.750)		
	111.76	44	114.91	125.73	133.35	135	533268-6
	(4.400)		(4.524)	(4.950)	(5.250)		
	99.06	39	102.21	113.03	120.65	120	533268-5
	(3.900)		(4.024)	(4.450)	(4.750)		
	86.36	34	89.51	100.33	107.95	105	533268-4
	(3.400)		(3.524)	(3.950)	(4.250)		
	78.74	31	81.89	92.71	100.33	96	533268-3
	(3.100)		(3.224)	(3.650)	(3.950)		
	73.65	29	76.81	87.63	95.25	90	533268-2
	(2.900)		(3.024)	(3.450)	(3.750)		
	60.86	24	64.11	74.93	82.55	75	533268-1
	(2.400)		(2.524)	(2.950)	(3.250)		

DO NOT SCALE PRINT. UNLESS SPECIFIED DIMENSIONS IN MM (INCHES) PREFERRED ON 3 P.LC DEC # 0.13 (0.001) MILES #	DR REVIEWED P.L. SHEPHERD	AMP Incorporated Harrisburg, PA 17105-3608
APPD 10/6/92	CHK 10/6/92	NAME HD1, 3 ROW, RECEPTACLE ASSEMBLY, 3.05 (.120) LONG SOLDER TAILS, .00076 (.000030) GOLD PLATE
MATERIAL	APPD 10/6/92	FINISH
	CHK 10/6/92	SIZE D
		EAGE CODE 00779
		DRAWING NO 533268
		SCALE 4:1
		SHEET 2 OF 2