

REVISE SHEET-4 EC NO.: LCP2009-2507 DRAWING: SEMART 2009/04/16 CHKD: JB INGHAM 2009/04/17 APPR: JB INGHAM 2009/04/17	QUALITY SYMBOLS $\nabla=0$ $\nabla=0$	GENERAL TOLERANCES (UNLESS SPECIFIED)		DIMENSION STYLE MM ONLY	SCALE 4:1	DESIGN UNITS METRIC	THIRD ANGLE PROJECTION		
		4 PLACES \pm --- \pm ---	mm	INCH	DRAWN BY JL AURX	DATE 2/21/05	TITLE I-TRAC BACKPLANE HEADER GUIDE RIGHT ASSEMBLY SALES DRAWING		
		3 PLACES \pm --- \pm ---	± 0.13	\pm ---	CHECKED BY BPISZCZOR	DATE 6/02/06	MOLEX INCORPORATED		
		2 PLACES \pm 0.25 \pm ---	± 0.25	\pm ---	APPROVED BY CBIXLER	DATE 6/02/06	DOCUMENT NO. SD-75705-004		
ANGULAR $\pm 1/2^\circ$		DRAFT WHERE APPLICABLE MUST REMAIN WITHIN DIMENSIONS		MATERIAL NO. SEE CHART	SHEET NO. 1 OF 4				
THIS DRAWING CONTAINS INFORMATION THAT IS PROPRIETARY TO MOLEX INCORPORATED AND SHOULD NOT BE USED WITHOUT WRITTEN PERMISSION									

75705-****

MODULE TYPE -- TAIL PLATING TYPE
 GUIDE RIGHT -- TIN/LEAD = 4
 GUIDE RIGHT -- TIN ONLY = 5
 GUIDE RIGHT W/END -- TIN/LEAD = 8
 GUIDE RIGHT W/END -- TIN ONLY = 9

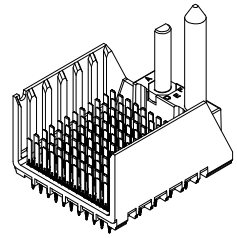
OF COLUMNS
 5 = 5 COL
 6 = 6 COL
 8 = 8 COL
 1 = 10 COL

PIN LENGTH (P)
 2 = 3.90
 3 = 4.70
 4 = 5.70
 5 = 4.70 & 5.70 STAGGERED

KEY ORIENTATION
 0 = NO KEY
 1 = A
 2 = B
 3 = C
 4 = D
 5 = E
 6 = F
 7 = G
 8 = H

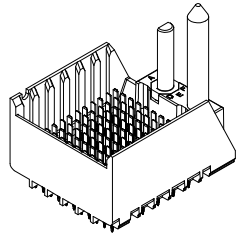
MATERIAL NUMBER	# OF COLUMNS	DIM 'A'	DIM 'B'
75705-5**	5	24.8	14.80
75705-6**	6	28.5	18.50
75705-8**	8	35.9	25.90
75705-1**	10	43.3	33.30

GUIDE RIGHT STYLE



MATERIAL NUMBER	# OF COLUMNS	DIM 'A'	DIM 'B'
75705-5**	5	26.1	14.80
75705-6**	6	29.8	18.50
75705-8**	8	37.2	25.90
75705-1**	10	44.6	33.30

GUIDE RIGHT W/END STYLE

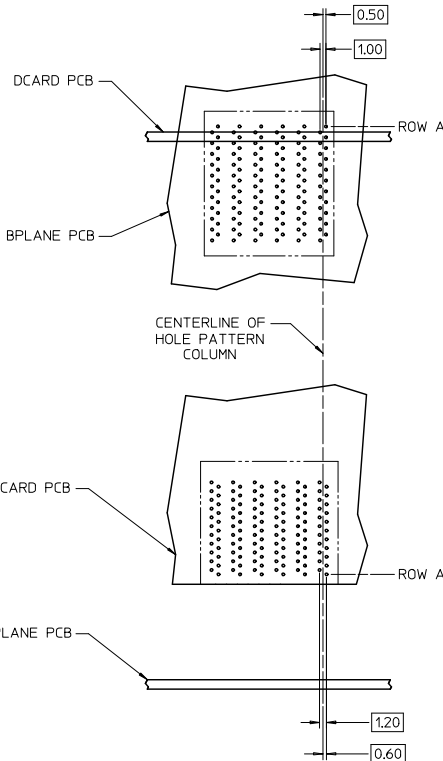


NOTES:

- MATERIALS: HOUSING - LIQUID CRYSTAL POLYMER (LCP)
GLASS-FILLED, UL94V-0
TERMINALS - HIGH PERFORMANCE COPPER ALLOY
- FINISH: 30µIN MIN. GOLD IN CONTACT AREA.
SELECTIVE TIN/LEAD OR SELECTIVE TIN
ON PCB TAILS, NICKEL OVERALL.
- REFER TO MOLEX PRODUCT SPECIFICATION PS-75710-999
FOR PERFORMANCE SPECIFICATIONS.
- FOR MIXED CONTACT MATING LENGTHS, CONSULT MOLEX
FOR AVAILABILITY.
- THIS PART CONFORMS TO CLASS B REQUIREMENTS OF
MOLEX COSMETIC SPEC PS-45499-002.
- PACKAGE PER: PK-70873-587.
- GUIDED PARTS TO BE SHIPPED WITH 2-56 UNC B SCREW P/N 73774-1000.
- FOR GROUNDED GUIDE PINS USE DIA 3.56+/-0.08 (PTH)
DIA 3.66 (DRILL), AND DIA 6.5 (PAD).
- REFER TO PCB ROUTING GUIDE FOR ANTIPAD AND ROUTING RECOMMENDATIONS.

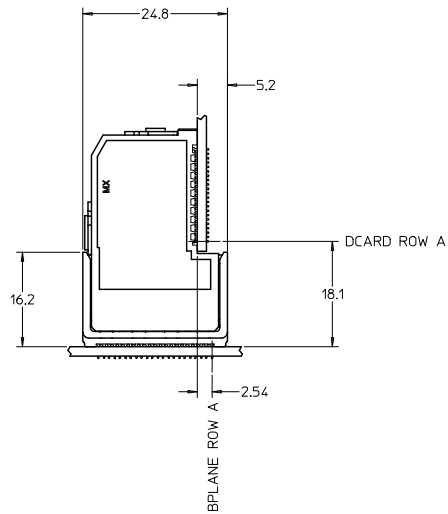
SEE SHEET ONE EC NO: UCP2009-2507 2009/04/16 DRAWN BY: JLAURX 2009/04/17 CHKD: JB INGHAM 2009/04/17 APPR: JB INGHAM	QUALITY SYMBOLS	GENERAL TOLERANCES (UNLESS SPECIFIED)	DIMENSION STYLE	SCALE	DESIGN UNITS	THIRD ANGLE PROJECTION
	=0 =0	mm INCH 4 PLACES ± --- ± --- 3 PLACES ± --- ± --- 2 PLACES ± 0.13 ± --- 1 PLACE ± 0.25 ± --- ANGULAR ±1/2°	MM ONLY	4:1	METRIC	DRAWN BY: JLAURX DATE: 2/21/05 CHECKED BY: BPI SZCZOR DATE: 6/02/06 APPROVED BY: CBIXLER DATE: 6/02/06
	DESCRIPTION	DRAFT WHERE APPLICABLE MUST REMAIN WITHIN DIMENSIONS	SEE CHART	TITLE: I-TRAC BACKPLANE HEADER GUIDE RIGHT ASSEMBLY SALES DRAWING MOLEX INCORPORATED DOCUMENT NO: SD-75705-004 SHEET NO: 2 OF 4		
	REV	THIS DRAWING CONTAINS INFORMATION THAT IS PROPRIETARY TO MOLEX INCORPORATED AND SHOULD NOT BE USED WITHOUT WRITTEN PERMISSION				

13 12 11 10 9 8 7 6 5 4 3 2 1



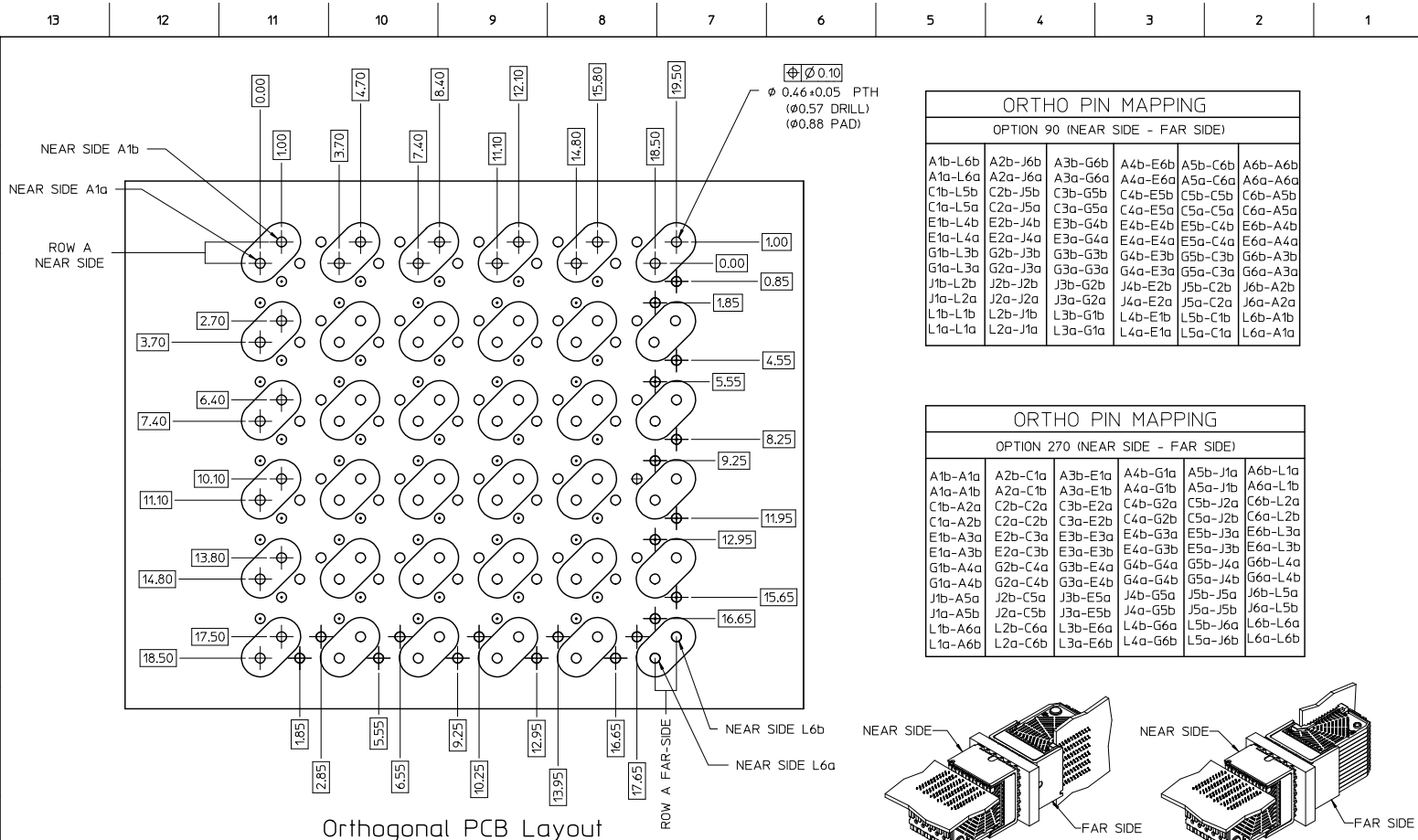
I-TRAC 11 ROW BOARD RELATIONSHIPS

SCALE 2:1



SEE SHEET ONE EC NO: UCP2009-2507 DRAWN BY: JLAURX 2009/04/16 CHECKED BY: JBNIGRAM 2009/04/17 APPR: JBNIGRAM 2009/04/17	QUALITY SYMBOLS	GENERAL TOLERANCES (UNLESS SPECIFIED)		DIMENSION STYLE		SCALE	DESIGN UNITS	THIRD ANGLE PROJECTION
	▽=0 ▽=0	mm	INCH	MM ONLY		4:1	METRIC	
		4 PLACES ±---	±---	DRAWN BY	DATE	TITLE		
		3 PLACES ±---	±---	JLAURX	2/21/05	I-TRAC BACKPLANE HEADER GUIDE RIGHT ASSEMBLY SALES DRAWING		
	2 PLACES ±0.13	±---	CHECKED BY	DATE	MOLEX INCORPORATED			
	1 PLACE ±0.25	±---	BPI SZCZOR	6/02/06				
	ANGULAR ±1/2°			APPROVED BY	DATE	DOCUMENT NO.		SHEET NO.
				CBIXLER	6/02/06	SD-75705-004		3 OF 4
		DRAFT WHERE APPLICABLE MUST REMAIN WITHIN DIMENSIONS		SEE CHART		THIS DRAWING CONTAINS INFORMATION THAT IS PROPRIETARY TO MOLEX INCORPORATED AND SHOULD NOT BE USED WITHOUT WRITTEN PERMISSION		

12 11 10 9 8 7 6 5 4 3 2 1

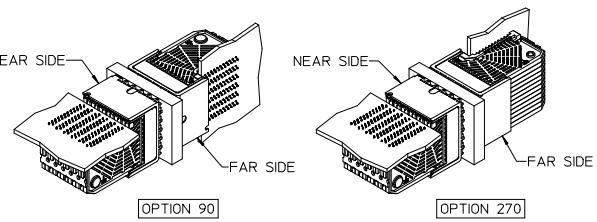


ORTHO PIN MAPPING
OPTION 90 (NEAR SIDE - FAR SIDE)

A1b-L6b	A2b-J6b	A3b-G6b	A4b-E6b	A5b-C6b	A6b-A6b
A1a-L6a	A2a-J6a	A3a-G6a	A4a-E6a	A5a-C6a	A6a-A6a
C1b-L5b	C2b-J5b	C3b-G5b	C4b-E5b	C5b-C5b	C6b-A5b
C1a-L5a	C2a-J5a	C3a-G5a	C4a-E5a	C5a-C5a	C6a-A5a
E1b-L4b	E2b-J4b	E3b-G4b	E4b-E4b	E5b-C4b	E6b-A4b
E1a-L4a	E2a-J4a	E3a-G4a	E4a-E4a	E5a-C4a	E6a-A4a
G1b-L3b	G2b-J3b	G3b-G3b	G4b-E3b	G5b-C3b	G6b-A3b
G1a-L3a	G2a-J3a	G3a-G3a	G4a-E3a	G5a-C3a	G6a-A3a
J1b-L2b	J2b-J2b	J3b-G2b	J4b-E2b	J5b-C2b	J6b-A2b
J1a-L2a	J2a-J2a	J3a-G2a	J4a-E2a	J5a-C2a	J6a-A2a
L1b-L1b	L2b-J1b	L3b-G1b	L4b-E1b	L5b-C1b	L6b-A1b
L1a-L1a	L2a-J1a	L3a-G1a	L4a-E1a	L5a-C1a	L6a-A1a

ORTHO PIN MAPPING
OPTION 270 (NEAR SIDE - FAR SIDE)

A1b-A1a	A2b-C1a	A3b-E1a	A4b-G1a	A5b-J1a	A6b-L1a
A1a-A1b	A2a-C1b	A3a-E1b	A4a-G1b	A5a-J1b	A6a-L1b
C1b-A2a	C2b-C2a	C3b-E2a	C4b-G2a	C5b-J2a	C6b-L2a
C1a-A2b	C2a-C2b	C3a-E2b	C4a-G2b	C5a-J2b	C6a-L2b
E1b-A3a	E2b-C3a	E3b-E3a	E4b-G3a	E5b-J3a	E6b-L3a
E1a-A3b	E2a-C3b	E3a-E3b	E4a-G3b	E5a-J3b	E6a-L3b
G1b-A4a	G2b-C4a	G3b-E4a	G4b-G4a	G5b-J4a	G6b-L4a
G1a-A4b	G2a-C4b	G3a-E4b	G4a-G4b	G5a-J4b	G6a-L4b
J1b-A5a	J2b-C5a	J3b-E5a	J4b-G5a	J5b-J5a	J6b-L5a
J1a-A5b	J2a-C5b	J3a-E5b	J4a-G5b	J5a-J5b	J6a-L5b
L1b-A6a	L2b-C6a	L3b-E6a	L4b-G6a	L5b-J6a	L6b-L6a
L1a-A6b	L2a-C6b	L3a-E6b	L4a-G6b	L5a-J6b	L6a-L6b



Orthogonal PCB Layout

- NOTES:
- SIGNAL PAIRS (SHARED VIAS)
 - NEAR SIDE GROUNDS
 - FAR SIDE GROUNDS

REV ORTHO PCB LAYOUT EC NO: UCP2009-2507 DRAWN BY: JLAURX 2009/04/16 CHECKED BY: JB INGRAM 2009/04/17 APPR: JB INGRAM 2009/04/17	QUALITY SYMBOLS	GENERAL TOLERANCES (UNLESS SPECIFIED)		DIMENSION STYLE		SCALE	DESIGN UNITS	THIRD ANGLE PROJECTION
	▽=0 ▽=0	mm	INCH	MM ONLY		4:1	METRIC	
		4 PLACES ±---	±---	DRAWN BY	DATE	TITLE		
		3 PLACES ±---	±---	JLAURX	2/21/05	I-TRAC BACKPLANE HEADER GUIDE RIGHT ASSEMBLY SALES DRAWING		
	2 PLACES ±0.13	±---	CHECKED BY	DATE	MATERIAL NO.			
	1 PLACE ±0.25	±---	BPI SZCZOR	6/02/06	DOCUMENT NO.			
	ANGULAR ±1/2°		APPROVED BY	DATE	SD-75705-004			
			CBIXLER	6/02/06	SHEET NO.			
	DRAFT WHERE APPLICABLE MUST REMAIN WITHIN DIMENSIONS		SEE CHART		4 OF 4			
			SIZE		THIS DRAWING CONTAINS INFORMATION THAT IS PROPRIETARY TO MOLEX INCORPORATED AND SHOULD NOT BE USED WITHOUT WRITTEN PERMISSION			