THIS DRAWING IS UNPUBLISHED. RELEASED FOR PUBLICATION -.-.-
© COPYRIGHT - - BY TYCO ELECTRONICS CORPORATION. ALL RIGHTS RESERVED.

LOC	DIST
AD	00

REVISIONS

P	LTR	DESCRIPTION	DATE	DWN	APVD
	L	REVISED PER EC 0512-0287-05	10DEC05	JDP	AMS

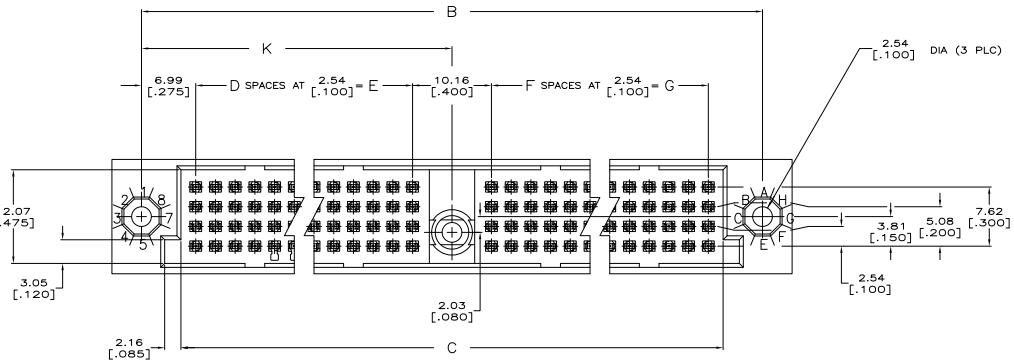

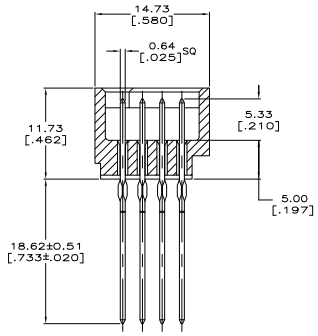

SECTION T–T

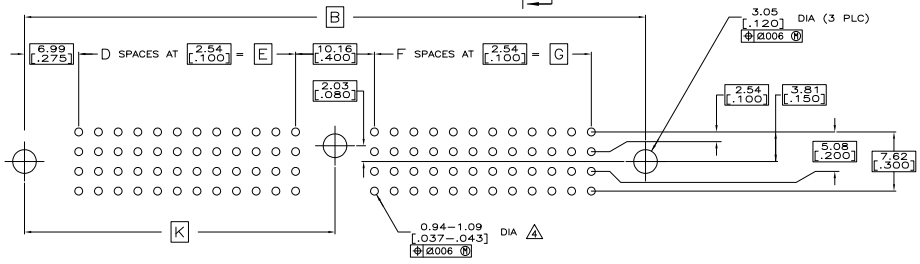

RECOMMENDED P.C. BOARD LAYOUT

THIS DRAWING IS A CONTROLLED DOCUMENT.

DIMENSIONS: mm [INCHES]

TOLERANCE UNLESS OTHERWISE SPECIFIED: 0 PLC ± – ; 1 PLC ± – ; 2 PLC ± – ; 3 PLC ± 0.13 [.005] ; 4 PLC ± – ; ANGLES ± –

MATERIAL 1 2

FINISH 3

DR R.K. SEIFRIED 03/28/90
CK F. KIBLER 8-17-92
APVD –
PRODUCT SPEC –
APPLICATION SPEC –
WEIGHT –

CUSTOMER DRAWING

Tyco Electronics Corporation
Harrisburg, PA 17105-3608

NAME
HDI, 4 ROW, PIN ASSEMBLY,
ONE CENTER GUIDE PIN, 18.62[.733]
LONG ACTION PINS, 0.00076[.000030] GOLD PLATE

SIZE	CAGE CODE	DRAWING NO	RESTRICTED TO
A1	00779	C-532921	–

SCALE 4:1 SHEET 1 OF 2 REV L

AMP 4805 REV 31MAR2000

Downloaded from Elcodis.com electronic components distributor

THIS DRAWING IS UNPUBLISHED. RELEASED FOR PUBLICATION -.-.-
© COPYRIGHT - BY TYCO ELECTRONICS CORPORATION. ALL RIGHTS RESERVED.

LOC	DIST
AD	00

REVISIONS

P	LTR	DESCRIPTION	DATE	DWN	APVD
	—	SEE SHEET 1	—	—	—

1. HOUSING MATERIAL: THERMOPLASTIC, COLOR–NATURAL.
2. CONTACT MATERIAL: PHOSPHOR BRONZE.
3. CONTACT FINISH: .00127–.00254 [.000050–.000100] NICKEL UNDERPLATE ALL OVER; .00076 [.000030] GOLD PLATE IN CONTACT AREA, TIN–LEAD PLATED POSTS.
4. ACTION PIN POSTS REQUIRE 2.36 [.093] MIN THICK P.C. BOARD. RECOMMENDED P.C. BOARD HOLES ARE 1.151 [.0453] DIA PLATED THRU WITH 0.025–0.076 [.001–.003] COPPER, WITH 0.0076 [.0003] MIN TIN–LEAD PLATING; FINISHED HOLE AFTER PLATING 0.94–1.09 [.037–043] DIA.
5. PART NUMBER IS OBSOLETE.

K	G	F	E	D	C	B	A	POSN	PART NUMBER
—	—	—	—	—	—	—	—	—	532921–9
—	—	—	—	—	—	—	—	—	532921–8
—	—	—	—	—	—	—	—	—	532921–7
149.22 [5.875]	137.16 [5.400]	54	137.16 [5.400]	54	288.29 [11.350]	298.45 [11.750]	306.07 [12.050]	440	532921–6
141.60 [5.575]	129.54 [5.100]	51	129.54 [5.100]	51	273.05 [10.750]	283.21 [11.150]	290.83 [11.450]	416	532921–5
133.98 [5.275]	121.92 [4.800]	48	121.92 [4.800]	48	257.81 [10.150]	267.97 [10.550]	275.59 [10.850]	392	532921–4
126.36 [4.975]	114.30 [4.500]	45	114.30 [4.500]	45	242.57 [9.550]	252.73 [9.950]	260.35 [10.250]	368	532921–3
118.74 [4.675]	106.68 [4.200]	42	106.68 [4.200]	42	227.33 [8.950]	237.49 [9.350]	245.11 [9.650]	344	532921–2
111.12 [4.375]	99.06 [3.900]	39	99.06 [3.900]	39	212.09 [8.350]	222.25 [8.750]	229.87 [9.050]	320	532921–1

THIS DRAWING IS A CONTROLLED DOCUMENT.

DIMENSIONS: mm [INCHES]

TOLERANCE UNLESS OTHERWISE SPECIFIED: 0 PLC ± –; 1 PLC ± –; 2 PLC ± –; 3 PLC ± 0.13 [.005]; 4 PLC ± –; ANGLES ± –

MATERIAL 1 2

FINISH 3

DR R.K. SEFRIED 03/28/90
CK F. KIBLER 8-17-92
APVD –

Tyco/AMP Electronics
Tyco Electronics Corporation
Harrisburg, PA 17105–3608

NAME
HDI, 4 ROW, PIN ASSEMBLY,
ONE CENTER GUIDE PIN, 18.62[.733]
LONG ACTION PINS, 0.00076[.000030] GOLD PLATE

PRODUCT SPEC –
APPLICATION SPEC –
WEIGHT –

SIZE A1 CAGE CODE 00779 DRAWING NO C-532921 RESTRICTED TO –

CUSTOMER DRAWING SCALE 4:1 SHEET 2 OF 2 REV L

AMP 4805 REV 31MR2000

Downloaded from Elcodis.com electronic components distributor