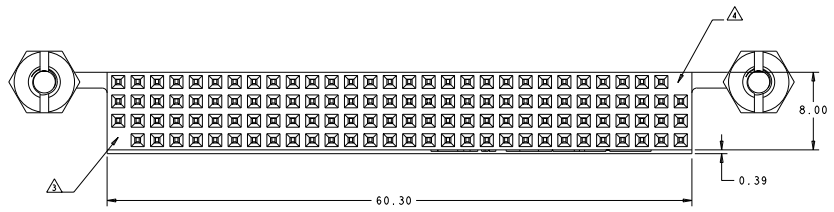
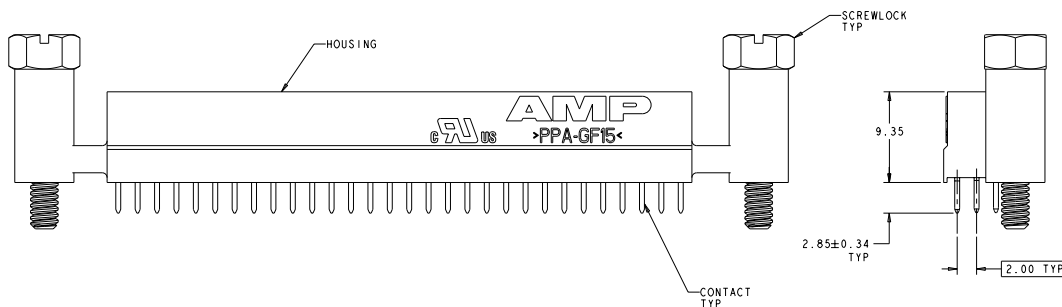


REV	DATE	DESCRIPTION	BY	CHK	APP
B	REV PER 063C-0007-04		ALUMBA	RB	JO
C	REV PER EC 063C-0313-04		2906286	MS	JO
D	063C-0104-05		2906286	RB	JO
D1	REVISED PER ECO-99-025699		2906286	RA	REG




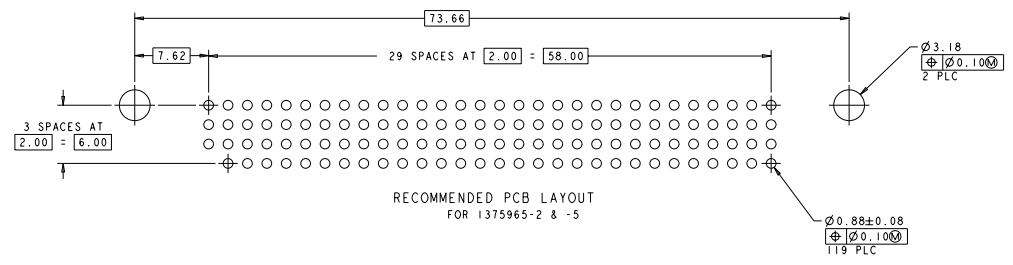
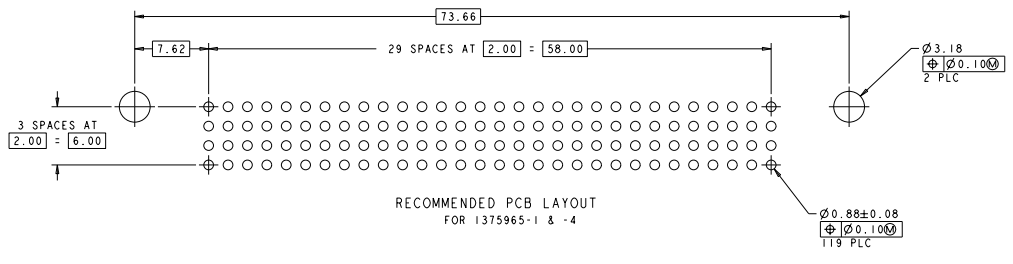
- △ HOUSING: HIGH TEMPERATURE, GLASS FILLED NYLON, COLOR: BLACK.
CONTACTS: PHOSPHOR BRONZE.
SCREWLOCKS: STEEL.
- △ CONTACTS: 0.000381 MIN GOLD ON MATING RECEPTACLE END, 0.00254 BRIGHT TIN-LEAD ON REMAINDER, ALL OVER 0.001270 NICKEL.
SCREWLOCKS: CLEAR CHROMATE OVER ZINC.
- △ NO CONTACT IN THIS POSITION FOR PART NUMBER 1375965-2 & -5 ONLY.
- △ NO CONTACT IN THIS POSITION FOR PART NUMBER 1375965-3 & -6 ONLY.
- △ CONTACTS: 0.000381 MIN GOLD ON MATING RECEPTACLE END, 0.00254-0.00508 MATTE TIN ON REMAINDER, ALL OVER 0.001270 NICKEL.
SCREWLOCKS: CLEAR CHROMATE OVER ZINC.
- △ ROHS 2002/95/EC COMPLIANT PART TO BE USED WITH ROHS 2002/95/EC COMPLIANT PCB'S.
- △ OBSOLETE PARTS: OBSOLETE CIS STREAMLINING PER D.RENAUD/D.SINISI



△△	OBSOLETE	△	YES △	1375965-6
△△	OBSOLETE	△	YES △	1375965-5
		△	NO	1375965-4
△	OBSOLETE	△	YES △	1375965-3
△	OBSOLETE	△	YES △	1375965-2
		△	NO	1375965-1
	FINISH		KEYED CIRCUITS	PART NO

DATE: 12/15/00	BY: J. ALLEN	DATE: 29 JUN 2005	BY: J. ALLEN
REV: 00	REV: 00	REV: 00	REV: 00
DESCRIPTION: CUSTOMER DRAWING	DESCRIPTION: CUSTOMER DRAWING	DESCRIPTION: CUSTOMER DRAWING	DESCRIPTION: CUSTOMER DRAWING
DATE: 12/15/00	BY: J. ALLEN	DATE: 29 JUN 2005	BY: J. ALLEN
REV: 00	REV: 00	REV: 00	REV: 00
DESCRIPTION: CUSTOMER DRAWING	DESCRIPTION: CUSTOMER DRAWING	DESCRIPTION: CUSTOMER DRAWING	DESCRIPTION: CUSTOMER DRAWING
DATE: 12/15/00	BY: J. ALLEN	DATE: 29 JUN 2005	BY: J. ALLEN
REV: 00	REV: 00	REV: 00	REV: 00
DESCRIPTION: CUSTOMER DRAWING	DESCRIPTION: CUSTOMER DRAWING	DESCRIPTION: CUSTOMER DRAWING	DESCRIPTION: CUSTOMER DRAWING

REV	DATE	DESCRIPTION	BY	CHK	APP
AD	00	SEE SHEET 1			



DATE: 29 JUN 2005 DRAWN BY: SJK2005 CHECKED BY: SJK2005		Title Electronics Corporation Harrisburg, PA 17105-3600	
PART NO.: REV.: QTY.: UNIT:	PROJECT NO.: APPLICATION SPEC.: REVISION:	STATE: CAKE CODE (SEE DRAWING NO.) A 00778 ©=1375965	PART NUMBER TO: CUSTOMER DRAWING:
ASSEMBLY: PC/104-PLUS NON-STACK THROUGH CONTACTS, 2 STANDOFFS, SOLDER		SHEET: 5 OF 2 TOTAL SHEETS: 2	