THIS DRAWING IS UNPUBLISHED. RELEASED FOR PUBLICATION -.-.-
© COPYRIGHT - BY TYCO ELECTRONICS CORPORATION. ALL RIGHTS RESERVED.

LOC	DIST
AD	25

REVISIONS

P	LTR	DESCRIPTION	DATE	DWN	APVD
	U	REVISED PER EC 0512-0287-05	10DEC05	JDP	AMS
	U1	REVISED PER ECO-09-021510	11SEP09	KK	AEG

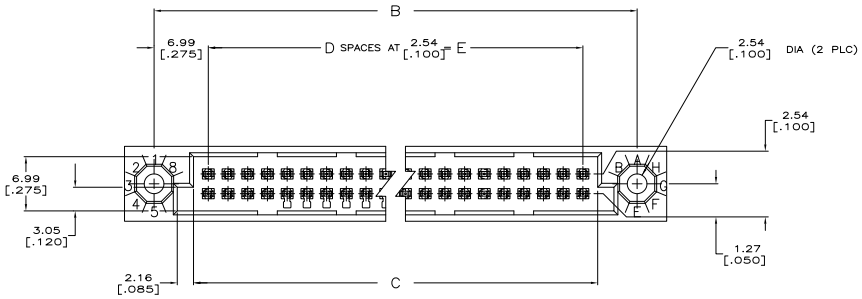

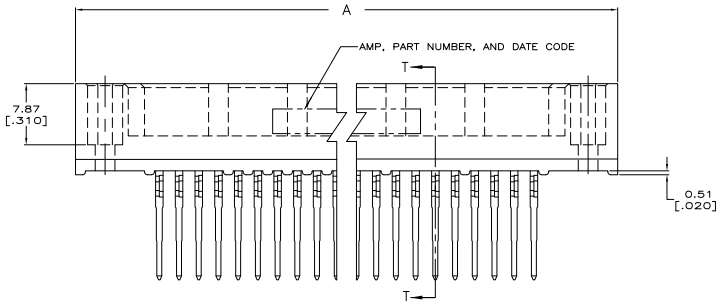

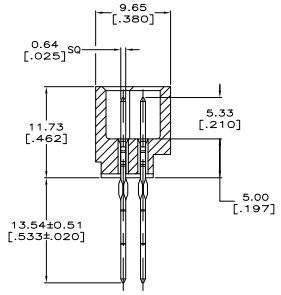

SECTION T–T

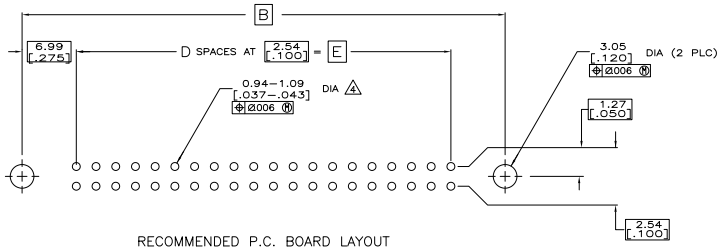

RECOMMENDED P.C. BOARD LAYOUT

THIS DRAWING IS A CONTROLLED DOCUMENT.	DRN R.K. SEIFRIED 04/08/99	Tyco Electronics Corporation Harrisburg, PA 17105-3608	
DIMENSIONS: mm [INCHES]	CK F. KIBLER 8-17-99	NAME HDI, 2 ROW, PIN ASSEMBLY, 13.54 [.533] LONG ACTION PINS, .00076 [.000030] GOLD PLATE	
TOLERANCE UNLESS OTHERWISE SPECIFIED: 0 PLC ± –; 1 PLC ± –; 2 PLC ± –; 3 PLC ± 0.13 [.005]; 4 PLC ± –; ANGLES ± –; FINISH 3	APVD –		
	PRODUCT SPEC –		
	APPLICATION SPEC –	SIZE A1	CAGE CODE 00779
	WEIGHT –	DRAWING NO C-533060	RESTRICTED TO –
MATERIAL 1,2	CUSTOMER DRAWING	SCALE 4:1	SHEET 1 OF 2
			REV U1

AMP 4805 REV 31MAR2000

Downloaded from Elcodis.com electronic components distributor

THIS DRAWING IS UNPUBLISHED. RELEASED FOR PUBLICATION -.-
© COPYRIGHT - BY TYCO ELECTRONICS CORPORATION. ALL RIGHTS RESERVED.

LOC	DIST	REVISIONS				
AD	25	P	LTR	DESCRIPTION	DATE	DWN	APVD
			—	SEE SHEET 1	—	—	—

1. HOUSING MATERIAL: THERMOPLASTIC, COLOR–NATURAL.
2. CONTACT MATERIAL: PHOSPHOR BRONZE.
3. CONTACT FINISH: .00127–.00254 [.000050–.000100] NICKEL UNDERPLATE ALL OVER; .00076 [.000030] GOLD PLATE IN CONTACT AREA, TIN–LEAD PLATED POSTS.
4. ACTION PIN POSTS REQUIRE 2.36 [.093] MIN THICK P.C. BOARD. RECOMMENDED P.C. BOARD HOLES ARE 1.151 [.0453] DIA PLATED THRU WITH 0.025–0.076 [.001–.003] COPPER, WITH 0.0076 [.0003] MIN TIN–LEAD PLATING; FINISHED HOLE AFTER PLATING 0.94–1.09 [.037–043] DIA.
5. PART NUMBER IS OBSOLETE.
6. OBSOLETE PARTS: OBSOLETE CIS STREAMLINING PER D.RENAUD/D.SINISI

	E	D	C	B	A	POSN	PART NUMBER
5	210.82 [8.300]	83	214.63 [8.450]	224.79 [8.850]	232.41 [9.150]	168	2–533060–1
5	215.90 [8.500]	85	219.71 [8.650]	229.87 [9.050]	237.49 [9.350]	172	2–533060–0
5	—	—	—	—	—	—	1–533060–9
6 OBSOLETE	226.06 [8.900]	89	229.87 [9.050]	240.03 [9.450]	247.65 [9.750]	180	~~1–533060–8~~
5	—	—	—	—	—	—	1–533060–7
	200.66 [7.900]	79	204.47 [8.050]	214.63 [8.450]	222.25 [8.750]	160	1–533060–6
5	—	—	—	—	—	—	1–533060–5
5	187.96 [7.400]	74	191.77 [7.550]	201.93 [7.950]	209.55 [8.250]	150	1–533060–4
5	175.26 [6.900]	69	179.07 [7.050]	189.23 [7.450]	196.85 [7.750]	140	1–533060–3
5	—	—	—	—	—	—	1–533060–2
5	—	—	—	—	—	—	1–533060–1
5	—	—	—	—	—	—	1–533060–0
	124.46 [4.900]	49	128.27 [5.050]	138.43 [5.450]	146.05 [5.750]	100	533060–9
5	—	—	—	—	—	—	533060–8
5	—	—	—	—	—	—	533060–7
5	—	—	—	—	—	—	533060–6
5	—	—	—	—	—	—	533060–5
	60.96 [2.400]	24	64.77 [2.550]	74.93 [2.950]	82.55 [3.250]	50	533060–4
5	—	—	—	—	—	—	533060–3
5	—	—	—	—	—	—	533060–2
5	—	—	—	—	—	—	533060–1

THIS DRAWING IS A CONTROLLED DOCUMENT.

DIMENSIONS: mm [INCHES]

TOLERANCES UNLESS OTHERWISE SPECIFIED:
0 PLC ± –
1 PLC ± –
2 PLC ± –
3 PLC ± 0.13 [.005]
4 PLC ± –
ANGLES ± –

MATERIAL 1 2

FINISH 3

DWN R.K. SEIFRIED 04/08/90
CHK F. KIBLER 8-17-92
APVD –
PRODUCT SPEC –
APPLICATION SPEC –
WEIGHT –

Tyco Electronics
Tyco Electronics Corporation
Harrisburg, PA 17105–3608

NAME
HDI, 2 ROW, PIN ASSEMBLY, 13.54 [.533] LONG ACTION PINS, .00076 [.000030] GOLD PLATE

SIZE A1 | CAGE CODE 00779 | DRAWING NO C–533060 | RESTRICTED TO –

CUSTOMER DRAWING | SCALE 4:1 | SHEET 2 OF 2 | REV U1

AMP 4805 REV 31MAR2000

Downloaded from Elcodis.com electronic components distributor