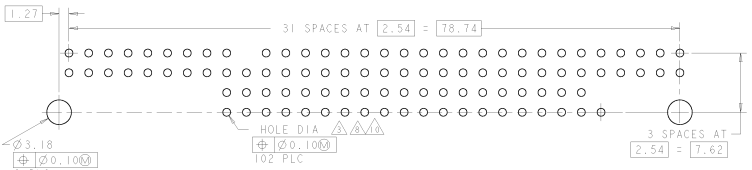
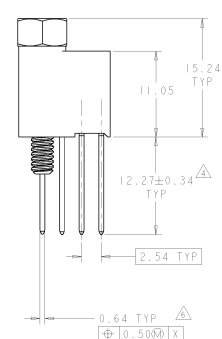

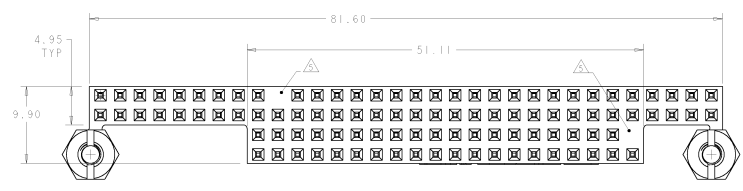
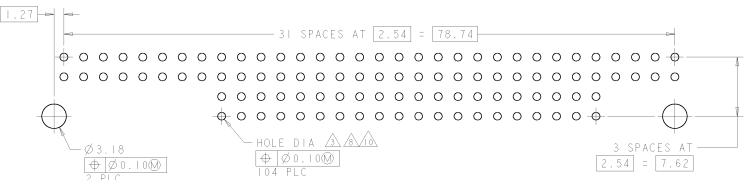


8	7	6	5	4	3	2	1
DATE STARTED BY: M00000000	REVISED FOR: M00000000						
BY: T00000000	BY: T00000000						

REV	DATE	DESCRIPTION	BY	CHKD	APPD
D	06-01-84	05	000000	00	00
E	06-08-78	01	000000	00	00
F	06-07-80	05	000000	00	00



RECOMMENDED PCB LAYOUT
FOR 1375793-1 & -3



RECOMMENDED PCB LAYOUT
FOR 1375793-2 & -4

- △ HOUSING: HIGH TEMPERATURE, GLASS FILLED NYLON.
COLOR: BLACK.
CONTACTS: PHOSPHOR BRONZE.
SCREWLOCKS: STEEL.
- △ CONTACTS: 0.00038 MIN GOLD ON MATING RECEPTACLE END, 0.00013 MIN GOLD ON REMAINDER, ALL OVER 0.00127 NICKEL.
SCREWLOCKS: CLEAR CHROMATE OVER ZINC.
- △ PCB HOLE RECOMMENDATIONS:
A. DRILL HOLE DIAMETER TO BE 1.15±0.02.
B. PLATING TO BE 0.005 MIN TIN - LEAD OVER 0.025-0.075 COPPER.
C. RECOMMENDED FINISH HOLE SIZE IS 1.03±0.08
- △ DIMENSION AFTER SEATING TO PCB.
- △ NO CONTACT IN THIS POSITION, FOR PART NUMBER 1375793-1 & -3, ONLY
- △ POSITION TOLERANCE APPLIES AFTER CONNECTOR IS PRESSED ONTO PC BOARD.
- △ CONTACTS: 0.00038 MIN GOLD ON MATING RECEPTACLE END, 0.00254-0.00508 MATTE TIN ON REMAINDER, ALL OVER 0.00127 NICKEL.
SCREWLOCKS: CLEAR CHROMATE OVER ZINC.
- △ PCB HOLE RECOMMENDATIONS FOR SILVER IMMERSION PLATING:
A. DRILL HOLE DIAMETER TO BE 1.20±0.02.
B. PLATING TO BE 0.0001524-0.0004064 SILVER OVER 0.0508±0.0254 COPPER
C. RECOMMENDED FINISH HOLE SIZE IS 1.10-1.19.
- △ TO BE USED ON SILVER IMMERSION PLATED PCB'S (NOTE 8).
- △ PCB HOLE RECOMMENDATIONS FOR ENIG PLATING:
A. DRILL HOLE DIAMETER TO BE 1.20±0.02.
B. PLATING TO BE 0.000051-0.000127 GOLD OVER 0.00305-0.00610 NICKEL ALL OVER 0.0508±0.0254 COPPER.
C. RECOMMENDED FINISH HOLE SIZE IS 1.10-1.19.
- △ TO BE USED ON STANDARD PCB (NOTE 3) OR ENIG PLATED PCB (NOTE 10).

FINISH	KEYED CIRCUITS	PART NO.
△	NO	1375793-4
△	YES	1375793-3
△	NO	1375793-2
△	YES	1375793-1

DATE: 06/01/84 BY: M00000000 CHECKED BY: M00000000 APPROVED BY: M00000000		DATE: 06/01/84 BY: M00000000 CHECKED BY: M00000000 APPROVED BY: M00000000	
MATERIAL: 1375793-1 PART: 1375793-1		ASSEMBLY: PC/104 STACKTHROUGH CONTACTS, 2 STANDOFFS PRESS FIT	
CUSTOMER DRAWING: 1375793-1		DATE: 06/01/84 BY: M00000000 CHECKED BY: M00000000 APPROVED BY: M00000000	