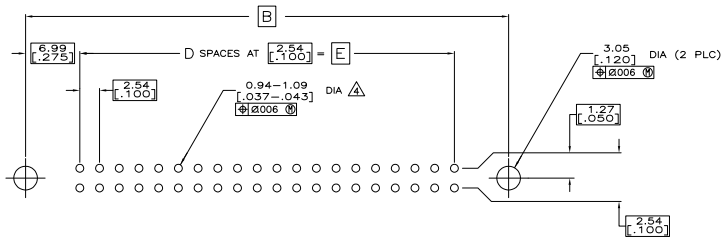
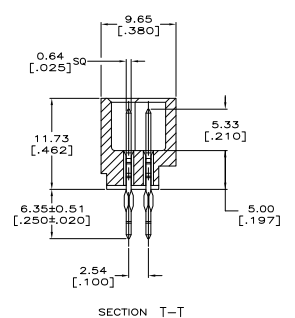
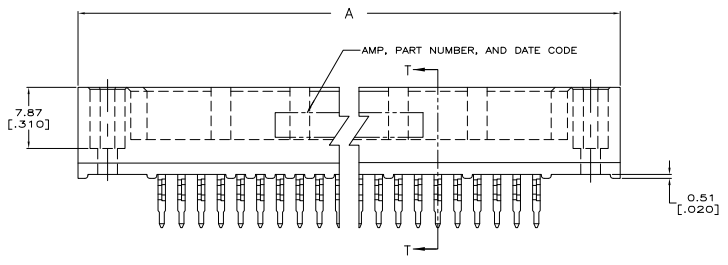
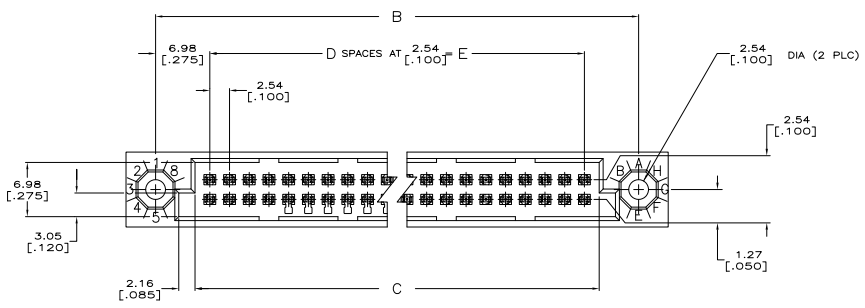


THIS DRAWING IS UNPUBLISHED
 UNLESS INDICATED OTHERWISE
 © SKS ELECTRONICS CORPORATION ALL RIGHTS RESERVED

| REV | DATE | DESCRIPTION | BY | CHK |
|-------|------|-----------------------------|----|-----|
| AD 25 | | REVISIONS | | |
| U | | REVISED PER EC 0513-0387-05 | | |



RECOMMENDED P.C. BOARD LAYOUT

| | | | | | |
|---------------------------------------|--|-------------|----------|---|----------|
| THIS DRAWING IS A CONTROLLED DOCUMENT | | REV. NO. | 05/05/90 | DATE | 05/05/90 |
| DRAWN BY | | DESIGNED BY | SKS | TYS ELECTRONICS CORPORATION Harrisburg, PA 17105-3608 | |
| CHECKED BY | | APPROVED BY | SKS | HDI, 2 ROW, PIN ASSEMBLY, 6.35 [.250] LONG ACTION PINS, 00076 [000030] GOLD PLATE | |
| MATERIAL | | QUANTITY | 1 | REVISED TO | |
| PART NO. | | REV. | A1 | DATE | 05/07/90 |
| DRAWING NO. | | REV. | G=532446 | REVISIONS | |
| CUSTOMER DRAWING | | DATE | 4-1 | REV. | 1 2 U |

MP 480 REV 01/08/00

