

4

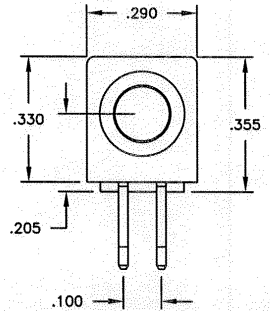
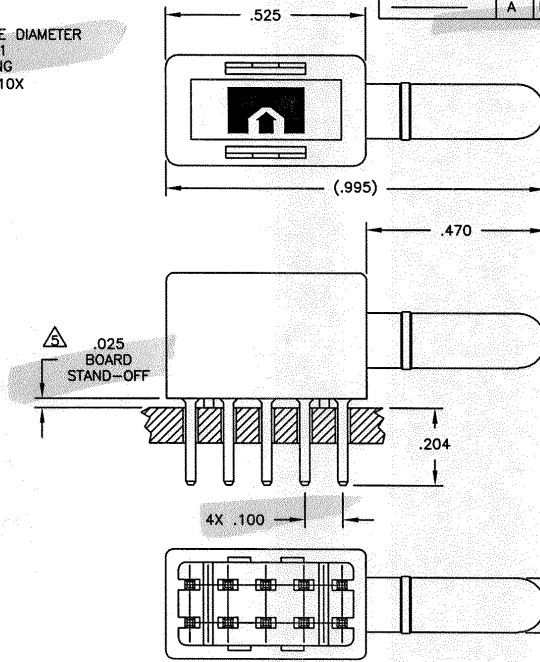
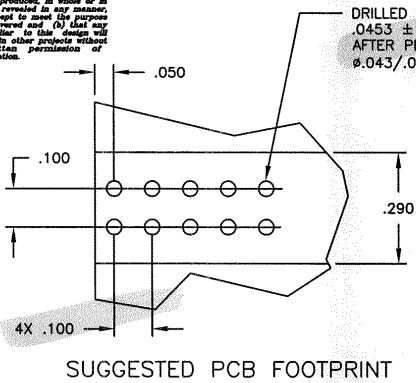
5

2

1

This drawing involves proprietary design rights of Tyco Electronics Corporation, and all design, manufacture, reproduction, use and sale rights regarding the same are expressly reserved. It is submitted for a specific purpose and the recipient by accepting this drawing, assumes custody and control and agrees to take reasonable precautions (a) that this drawing will not be copied and reproduced in whole or in part, or its contents revealed in any manner, or to any person except to meet the purpose for which it was delivered and (b) that any special features peculiar to this design will not be incorporated in other projects without the expressed written permission of Tyco Electronics Corporation.

REVISIONS			
EC	REV	DESCRIPTION	DATE
	A	NEW RELEASE	07.29.05



6. REFERENCE TYCO ASSEMBLY PART NUMBER 6643227-1

A FIVE-POUND (5lb) FORCE REQUIRED TO CORRECTLY SEAT THE CONNECTOR WITH PLATED THRU HOLES LESS THAN Ø.040 INCH.

4. FINISH:
 MODULE - SILVER PLATED
 CROWN - GOLD PLATED
 CONTACT - SILVER PLATED

3. MATERIAL:
 INSULATOR - POLYESTER, GLASS FILLED, UL 94 V-0 RATED COLOR-BLACK
 MODULE - METAL CASTING
 CROWN - BECU
 CONTACT - BRASS

2. ITEMS PROVIDED TO THIS SPECIFICATION SHALL BE IDENTIFIED ON CONTAINER WITH THE FOLLOWING INFORMATION PART NUMBER AND DATE CODE OF MANUFACTURE.

1. PART NUMBER CHANGES AND/OR DESIGN CHANGES AFFECTING ITEM INTERCHANGEABILITY REQUIRE PRIOR TYCO APPROVAL AND AUTHORIZATION BY REVISION TO THIS DRAWING.

NOTES: UNLESS OTHERWISE SPECIFIED

INCH OR INCH (MM) THIRD ANGLE PROJECTION UNLESS OTHERWISE SPECIFIED DIMENSIONS ARE IN INCHES (METRIC) TOLERANCES ANGLES ± .5° DECIMALS .XXX ± .020 .XX ±	DRAWN LOVATO	DATE 07.29.05	 Tyco Electronics Corporation Menlo Park, Ca 94025 TITLE SLIMLINE PIN CONNECTOR PARALLEL LOCKING PIN WITH SOLDER TAILS SIZE DWG NUMBER B C= 6643227 REV. A
	CHECKED		
	APPROVED		
	APPROVED		
	DCA APPROVED		
	ACAD FILE NUMBER	C6643227A.DWG	DWG SCALE 4=1 SH 1 OF 1

4

3

2

1