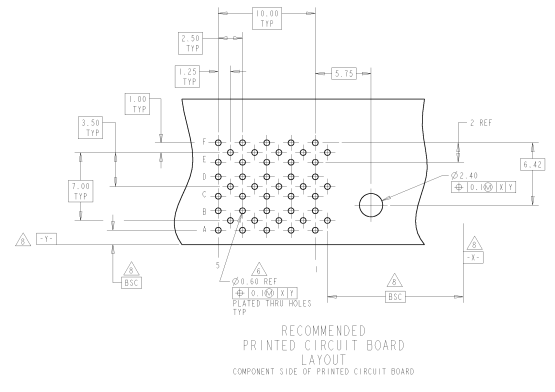
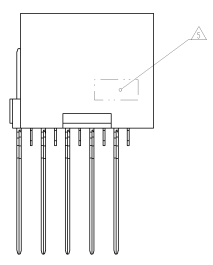
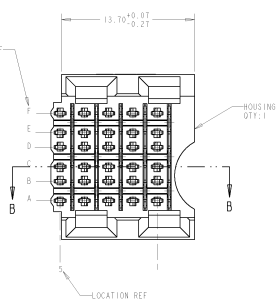
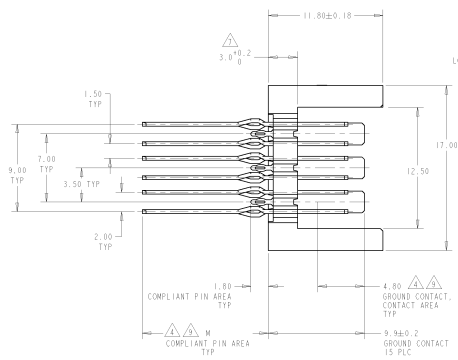
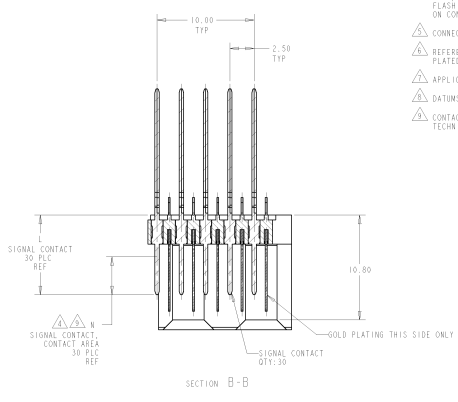


8	7	6	5	4	3	2	1
DATE STARTED TO MANUFACTURE	REVISIONS FOR IDENTIFICATION						
AD	AD						
COMPLIANT AREA	BY THIS ELECTRONIC COMPONENTS PART NUMBER						

REV	DATE	DESCRIPTION	BY	CHK	APP
1	10/25/99	ADDED STAND-OFFS PER 0512-0157-03	0202000	SJM	BAP
2	10/25/99	ADDED GOLD PLATE NOTE PER 0512-0411-03	0202000	SJM	BAP
3	10/25/99	REV PER ECP-05-012479	0202000	JAP	BAP

- ▲ PHOSPHOR BRONZE
- ▲ LCP, UL94V-0
- ▲ 0.75µm MIN GOLD OVER 1.27µm MIN NICKEL UNDERPLATE OR GOLD FLASH OVER 0.75µm MIN PALLADIUM-NICKEL OVER 1.27µm MIN NICKEL UNDERPLATE ON CONTACT AREA. 0.75µm MIN TIN LEAD OVER 1.27µm MIN NICKEL ON COMPLIANT PIN AREA
- ▲ CONNECTOR MARKED WITH PART NUMBER AND DATE CODE
- ▲ REFERENCE APPLICATION SPEC 114-13020 FOR RECOMMENDED PLATED THRU HOLE DIAMETER AND PLATING THICKNESSES
- ▲ APPLICATION SEATING HEIGHT TO PRINTED CIRCUIT BOARD
- ▲ DATUMS AND BASIC DIMENSIONS ESTABLISHED BY CUSTOMER
- ▲ CONTACT AREA LUBRICATED WITH BELLCORE APPROVED LUBRICANT TECHNICAL REFERENCE: GR-1217-109E, ISSUE 1, NOVEMBER 1995



5.30	14.50	9.7	120681-2
3.90	13.00	8.2	120681-1
N	M	L	PART NUMBER

DATE	5-25-99	BY	0202000	CHK	SJM	APP	BAP
REV	1	DATE	5-25-99	BY	0202000	CHK	SJM
DESCRIPTION	HEADER ASSEMBLY, 30 POSITION, FEED THROUGH, LEFT HAND, 2-PACK RES.						
QUANTITY	1	DATE	5-25-99	BY	0202000	CHK	SJM
REVISIONS	A 00778 (2) 120681						
CUSTOMER DRAWING	PART 5.1 SHEET 1 OF 1						