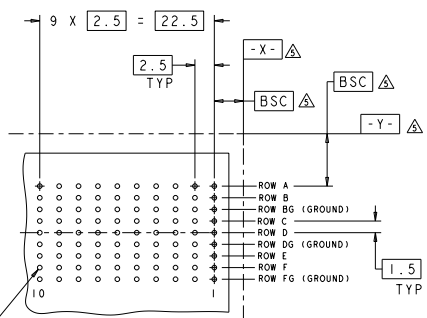
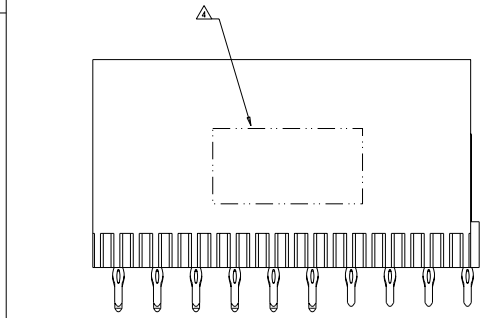
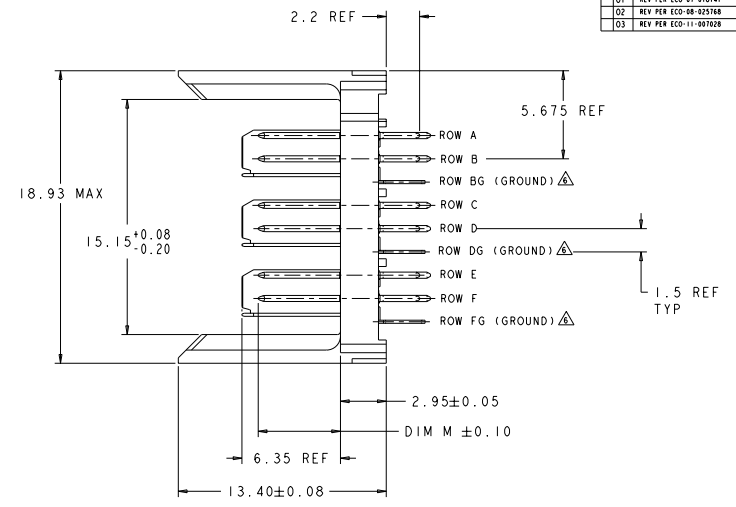
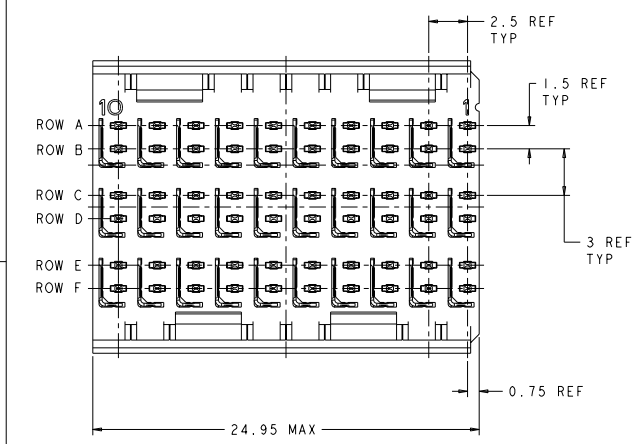


REVISED		REVISIONS	
NO.	DATE	DESCRIPTION	BY
0	00	RELEASED PER 8512-0324-04	DRUMMOND
01		REV PER ECO-07-818141	HUGHES
02		REV PER ECO-08-023568	HUGHES
03		REV PER ECO-11-007028	HUGHES



⊕ ⌀0.05 Ⓢ | X | Y
ALL PLATED THRU HOLES

RECOMMENDED PC BOARD LAYOUT, BACKPLANE, COMPONENT SIDE SHOWN SCALE 4:1

- △ REFERENCE APPLICATION SPEC 114-13059 FOR RECOMMENDED PLATED THRU HOLE DIAMETER AND PLATING THICKNESSES.
- △ MATERIAL: CONTACT AND SHIELD - PHOSPHOR BRONZE HOUSING - GLASS FILLED POLYESTER, UL 94V-0.
- △ FINISH: CONTACT AND SHIELD MATING AREA - 0.76µm MIN GOLD OVER 1.27µm MIN NICKEL COMPLIANT PIN AREA - 0.5µm MIN TIN OVER 1.27µm MIN NICKEL
- △ CONNECTOR MARKED WITH PART NUMBER AND DATE CODE.
- △ DATUMS AND BASIC DIMENSIONS ESTABLISHED BY CUSTOMER.
- △ THE THREE GROUNDS IN EACH COLUMN ARE COMMONED.
- 7. CONTACT AREA LUBRICATED WITH BELLCORE APPROVED LUBRICANT, TECHNICAL REFERENCE: GR-1217-CORE, ISSUE 1, NOVEMBER 1995.
- △ FINISH: CONTACT AND SHIELD MATING AREA - 1.27µm MIN GOLD OVER 1.27µm MIN NICKEL COMPLIANT PIN AREA - 0.5µm MIN TIN OVER 1.27µm MIN NICKEL

5.30	△	6469083-3
3.80	△	6469083-2
5.30	△	6469083-1
	△	DIM M FINISH PART NUMBER

TFC ELECTRONICS COMPANY		TFC ELECTRONICS COMPANY	
DATE	BY	DATE	BY
06/24/2004	DRUMMOND	06/24/2004	DRUMMOND
07/20/2004	HUGHES	07/20/2004	HUGHES
08/27/2004	HUGHES	08/27/2004	HUGHES
11/07/2004	HUGHES	11/07/2004	HUGHES

DATE	06/24/2004	BY	DRUMMOND
DATE	07/20/2004	BY	HUGHES
DATE	08/27/2004	BY	HUGHES
DATE	11/07/2004	BY	HUGHES

DATE	06/24/2004	BY	DRUMMOND
DATE	07/20/2004	BY	HUGHES
DATE	08/27/2004	BY	HUGHES
DATE	11/07/2004	BY	HUGHES

DATE	06/24/2004	BY	DRUMMOND
DATE	07/20/2004	BY	HUGHES
DATE	08/27/2004	BY	HUGHES
DATE	11/07/2004	BY	HUGHES