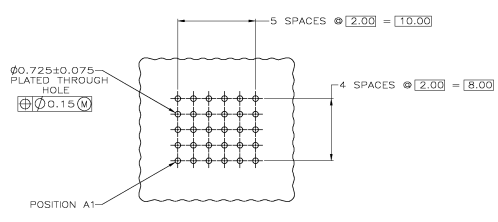
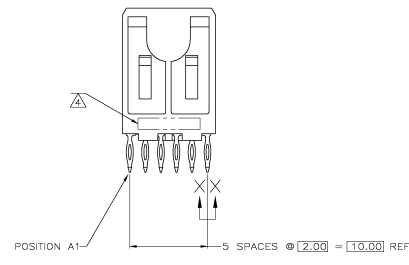
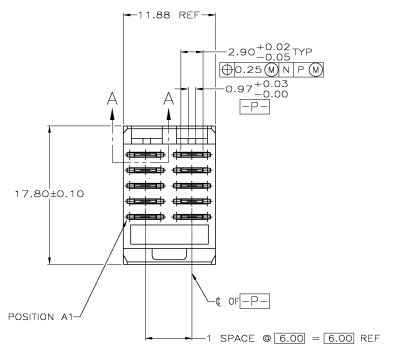


REV	DATE	DESCRIPTION	BY	CHK	APP
AD	00				
0		RELEASED PER EC 0512-0235-04		050294	BM

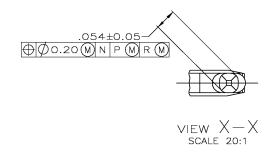
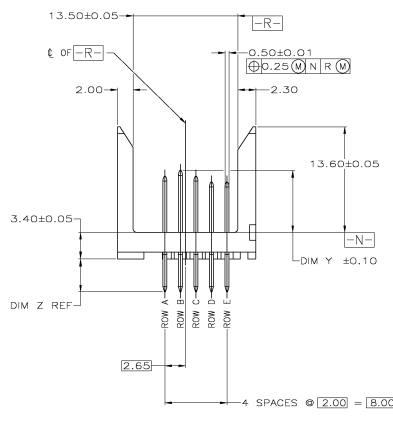


RECOMMENDED CIRCUIT PATTERN
 PER IPC-D300 TYPE II, CLASS C
 (COMPONENT SIDE)

AC	8.00	4.25
AB	7.25	4.25
AA	6.50	4.25
LETTER CODE	DIM Y	DIM Z

E	AA	AA	E				
D	AA	AA	D				
C	AB	AB	C				
B	AC	AC	B				
A	AB	AB	A				
ROW	1	2	3	4	5	6	ROW
POSITION							
CONTACT LOAD CHART							

- △ HOUSING MATERIAL: LIQUID CRYSTAL POLYMER.
COLOR: NATURAL.
- △ CONTACT MATERIAL: PHOSPHOR BRONZE
- △ CONTACT FINISH:(D)
UNDERPLATE (ENTIRE CONTACT):
0.00127 MIN NICKEL PER SAE-AMS-QQ-N-290
ON MATING SURFACES;
FLASH GOLD PER ASTM B 488, OVER
0.00076 MIN PALLADIUM-NICKEL OVER UNDERPLATE, OR
0.00076 MIN GOLD PER ASTM B 488 OVER UNDERPLATE.
ON LEADS:
0.00127 MIN MATTE TIN PER ASTM B 545 OVER UNDERPLATE.
LUBRICATION (MIN MATING SURFACES):
SURFACE CONDITIONER AFTER PLATING.
- △ PART MARKING LOCATED APPROXIMATELY AS SHOWN.



VIEW X-X
 SCALE 20:1

SECTION A-A
 SCALE 6:1

THIS DRAWING IS A CONTROLLED DOCUMENT.

DESIGNED BY	SYNOPSIS	DATE	17-91-14	By	Shirley
DRAWN BY	DATE	17-91-14	By	KIDWICK	17-91-14
CHECKED BY	DATE	17-91-14	By	KIDWICK	17-91-14
APPROVED BY	DATE	17-91-14	By		

FINISH PART NUMBER
 5536684-1

THIS ELECTRONIC CORPORATION
 Harrisburg, Pa 17105-3608

PN ASSY,POWER,VERTICAL,Z-PACK 2mm FB,
 5 ROW,PRESS FIT LEADS,FULLY LOADED

MATERIAL	WEIGHT	SEE	DATE CODE	FINISH NO	RESTRICTED TO
PHOSPHOR BRONZE		A1	00778	5536684	
CUSTOMER DRAWING					