THIS DRAWING IS UNPUBLISHED. RELEASED FOR PUBLICATION -,-,-
© COPYRIGHT - BY TYCO ELECTRONICS CORPORATION. ALL RIGHTS RESERVED.

LOC	CONT
AD	00

REVISIONS

P	LTR	DESCRIPTION	DATE	DWN	APVD
	0	RELEASED PER EC 0512-0317-04	13DEC04	BM	RW

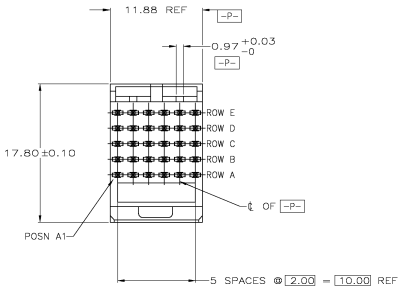

1. HOUSING MATERIAL: LIQUID CRYSTAL POLYMER. COLOR: NATURAL.
2. CONTACT MATERIAL: PHOSPHOR BRONZE.
3. CONTACT FINISH:(B)
   UNDERPLATE (ENTIRE CONTACT):
   0.00127 MIN NICKEL PER SAE-AMS-QQ-N-290
   ON MATING SURFACES:
   CONFORMS TO ALL TESTING SPECIFIED FOR TELCORDIA UNCONTROLLED ENVIRONMENT.
   ON LEADS:
   0.0008 MIN MATTE TIN PER ASTM B 545 OVER UNDERPLATE.
   LUBRICATION (MIN MATING SURFACES):
   SURFACE CONDITIONER AFTER PLATING.
4. PART MARKING LOCATED APPROXIMATELY AS SHOWN.
5. DIMENSION APPLIES WHEN SEATED ON PRINTED CIRCUIT BOARD.

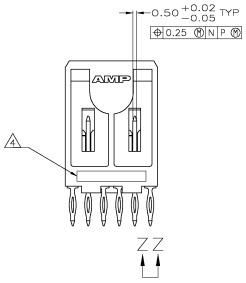

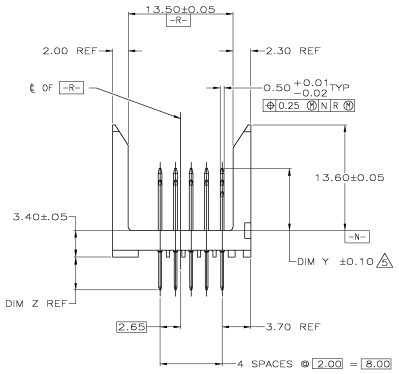

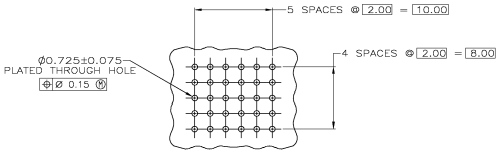

RECOMMENDED CIRCUIT PATTERN
(COMPONENT SIDE)

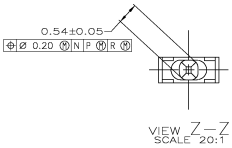

E	A	T	J	J	J	E
D	J	T	J	J	J	D
C	J	T	J	J	J	C
B	T	T	J	J	J	B
A	T	T	J	J	J	A
	1	2	3	4	5	6

CONTACT LOAD CHART

3	5223061-1
FINISH	PART NUMBER

THIS DRAWING IS A CONTROLLED DOCUMENT.

DIMENSIONS: mm

TOLERANCES UNLESS OTHERWISE SPECIFIED:
0 PLC ± -
1 PLC ± -
2 PLC ± 0.13
3 PLC ± -
4 PLC ± -
ANGLES ± -

MATERIAL 1 2
FINISH 3

DWN	D.MCMASTER	13DEC04
CHK	R.WERTZ	13DEC04
APVD	R.WERTZ	13DEC04
PRODUCT SPEC	—	
APPLICATION SPEC	—	
WEIGHT	—	

CUSTOMER DRAWING

Tyco Electronics Corporation
Harrisburg, Pa 17105-3608

NAME: PIN ASSEMBLY,Z-PACK 2mm FB, SIGNAL,VERTICAL,5 ROW,30 POSITION, SEQUENCED,WITH PRESS FIT LEADS

SIZE	CAGE CODE	DRAWING NO	RESTRICTED TO
A1	00779	C-5223061	—

SCALE 4:1 SHEET 1 OF 1 REV 0

AMP 4895 REV 31MAR2000

Downloaded from Elcodis.com electronic components distributor