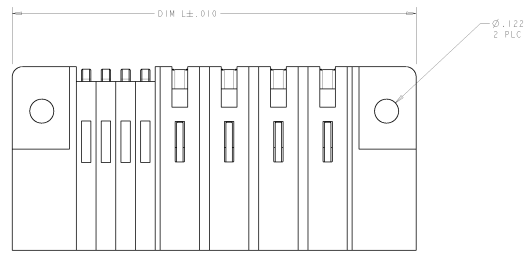
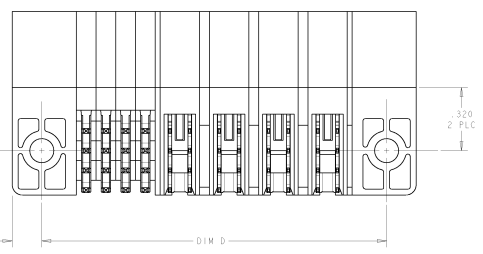
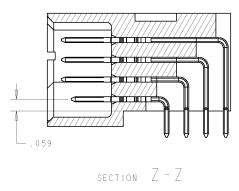
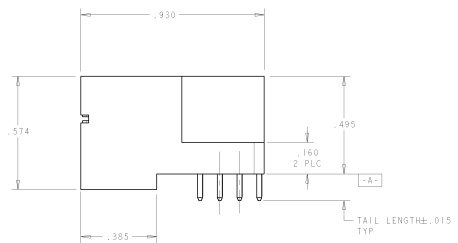
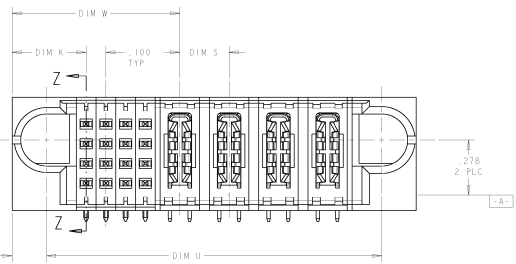


REV	DATE	DESCRIPTION	BY	CHKD	APP'D
00					
1		REV PER 0012-0050-04			



- △ PART NUMBER, AND DATE CODE MARKED IN AREA SHOWN.
- △ MATERIAL - HOUSING - GLASS FILLED HIGH TEMP THERMO PLASTIC, UL94 V-0  
 SIGNAL CONTACT - COPPER ALLOY  
 POWER CONTACT - HIGH CONDUCTIVITY COPPER ALLOY
- △ CONTACT PLATING:  
 SIGNAL CONTACTS - .000050 MIN NI UNDER ALL  
 .000030 MIN Au ON CONTACT AREA  
 .000100 MIN Sn AT PCB INTERFACE.  
 POWER CONTACTS - .000050 MIN NI UNDER ALL  
 .000030 MIN Au ON CONTACT AREA  
 .000100 MIN Sn AT PCB INTERFACE.
- △ MECHANICAL CONNECTOR KEEP-OUT ZONE.
- △ DATUM AND BASIC DIMENSIONS ESTABLISHED BY CUSTOMER.
- △ PCB - ALL HOLE DIAMETERS ARE FINISHED HOLE SIZES.
- △ PCB - .0453±.0010 DRILLED HOLES PLATED WITH .0003 MIN Sn OVER .001 TO .003 Cu PLATING TO ACHIEVE A .040 HOLE.



PROPOSAL ONLY

1.700	250	850	1.750	.375	2.050	165 * 4P	6450231-1
DIM U	DIM S	DIM W	DIM D	DIM K	DIM L	DESCRIPTION	PART NUMBER

MATERIAL: EN FINISH: EN TYP: EN	FINISH: EN TYP: EN	FINISH: EN TYP: EN	FINISH: EN TYP: EN	FINISH: EN TYP: EN	FINISH: EN TYP: EN	FINISH: EN TYP: EN	FINISH: EN TYP: EN
---------------------------------------	-----------------------	-----------------------	-----------------------	-----------------------	-----------------------	-----------------------	-----------------------

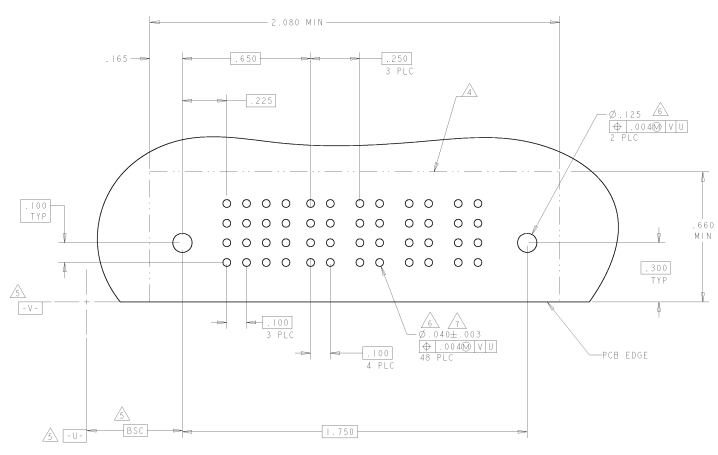
MATERIAL: EN FINISH: EN TYP: EN	FINISH: EN TYP: EN	FINISH: EN TYP: EN	FINISH: EN TYP: EN	FINISH: EN TYP: EN	FINISH: EN TYP: EN	FINISH: EN TYP: EN	FINISH: EN TYP: EN
---------------------------------------	-----------------------	-----------------------	-----------------------	-----------------------	-----------------------	-----------------------	-----------------------

DATE: 08/20/2008 BY: TONY ELECTRONICS CORPORATION, ALL RIGHTS RESERVED

REV	DATE	DESCRIPTION	BY	CHK	APP
1					
2		SEE SHEET 1			

PART NUMBER	ROWS	SIGNAL				POWER			
		1	2	3	4	P1	P2	P3	P4
6450231-1	D	J	J	J	J				
	C	K	K	K	K	PM	PM	PM	PM
	B	N	N	N	N				
	A	H	S	S	S				

16S + 4P



REF	DESCRIPTION	QUANTITY	IDENTIFIER
1	HOUSING, RIGHT ANGLE HEADER, MULTI-BEAM XL	4	HOUSING
2	STD SIGNAL CONTACT, R/A HDR, STD, MB XL, ROW D	4	J
3	STD SIGNAL CONTACT, R/A HDR, STD, MB XL, ROW C	4	K
4	STD SIGNAL CONTACT, R/A HDR, STD, MB XL, ROW B	4	N
5	MLBF SIGNAL CONTACT, R/A HDR, MLBF, MB XL, ROW A	4	H
6	STD SIGNAL CONTACT, R/A HDR, STD, MB XL, ROW A	4	S
7	POWER CONTACT, R/A HDR, MB XL, 135 SOLDER LEG	4	PM

<b>TYCO</b> Tyco Electronics Harrisburg, PA 17106-0001	
PART NUMBER: 6450231-1 DESCRIPTION: RIGHT ANGLE HEADER MULTI-BEAM XL, SIG-PWR, W/GUIDES 122 MFG HOLES, 135 SOLDER LEGS	PART 1 ENG DRG (REV) NO: A PART 2 ENG DRG (REV) NO: 1 PART 3 ENG DRG (REV) NO: 2 PART 4 ENG DRG (REV) NO: A
CUSTOMER DRAWING: A PART 1: 00778 PART 2: 00779 PART 3: 00780 PART 4: 00781	CUSTOMER DRAWING: A PART 1: 00778 PART 2: 00779 PART 3: 00780 PART 4: 00781