THIS DRAWING IS UNPUBLISHED. RELEASED FOR PUBLICATION -.-.-
© COPYRIGHT - BY TYCO ELECTRONICS CORPORATION. ALL RIGHTS RESERVED.

LOC	CONT
AD	00

REVISIONS

P	LTR	DESCRIPTION	DATE	DRN	APVD
	O	RELEASED PER EC 0512-0235-04	040CT04	BM	RW

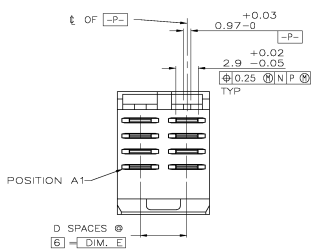

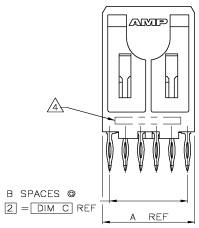

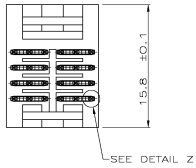

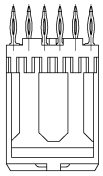

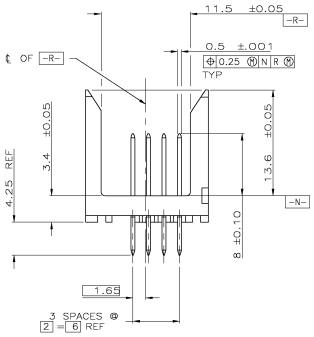

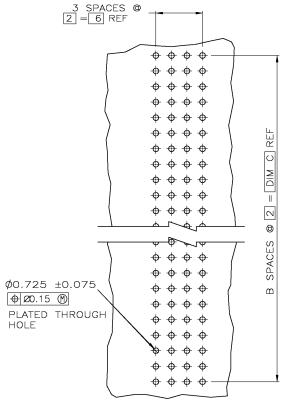

RECOMMENDED CIRCUIT PATTERN
PER IPC-D300 TYPE II, CLASS C
(COMPONENT SIDE)

1. HOUSING MATERIAL: LIQUID CRYSTAL POLYMER PER ASTM D5138 LCP000 G30A 32250.
2. CONTACT MATERIAL: PHOSPHOR BRONZE PER UNS ALLOY NO. C51100, TEMPER: H04.
3. CONTACT FINISH:(D)
   UNDERPLATE (ENTIRE CONTACT):
   0.00127 MIN NICKEL PER SAE-AMS-QQ-N-290
   ON MATING SURFACES:
   FLASH GOLD PER ASTM B 488, OVER
   0.00076 MIN PALLADIUM-NICKEL OVER UNDERPLATE, OR
   0.00076 MIN GOLD PER ASTM B 488 OVER UNDERPLATE.
   ON LEADS:
   0.00127 MIN MATTE TIN PER ASTM B 545 OVER UNDERPLATE.
   LUBRICATION (MIN MATING SURFACES):
   SURFACE CONDITIONER AFTER PLATING.
4. PART MARKING, LOCATED APPROXIMATELY AS SHOWN.

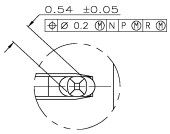

DETAIL Z
SCALE 20:1

6	1	10	5	11.88	3	8	5536620-1
E	D	C	B	A	FINISH	NO OF POSN	PART NUMBER

THIS DRAWING IS A CONTROLLED DOCUMENT.

DRN D.R.BENDER 02/13/94
CHK D.R.BAECHTLE 02/18/94
APVD

Tyco Electronics Corporation
Harrisburg, Pa 17105-3608

DIMENSIONS: mm
TOLERANCE UNLESS OTHERWISE SPECIFIED:
0 PLC ± –
1 PLC ± –
2 PLC ± 0.13
3 PLC ± –
4 PLC ± –
ANGLES ± –
MATERIAL 1 2
FINISH 3

NAME: PIN ASSEMBLY, POWER MODULE, Z-PACK 2mm FB, 2mm CL 4 ROW, 8mm MATING LENGTH, PRESS FIT LEADS

PRODUCT SPEC —
APPLICATION SPEC —
WEIGHT —

SIZE A1 | CAGE CODE 00779 | DRAWING NO C-5536620 | RESTRICTED TO —

CUSTOMER DRAWING | SCALE 4:1 | SHEET 1 OF 1 | REV O

AMP 4895 REV 31MAR2000

Downloaded from Elcodis.com electronic components distributor