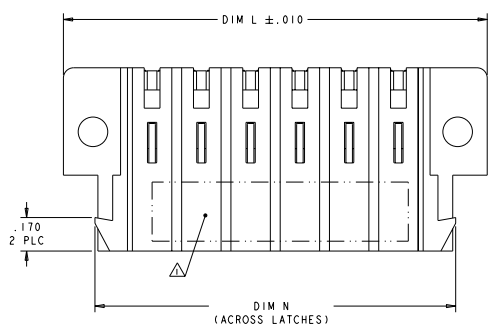
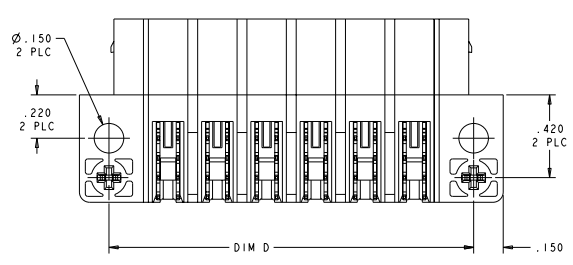
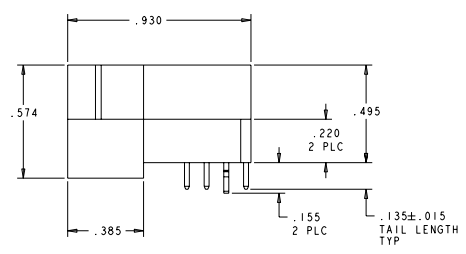
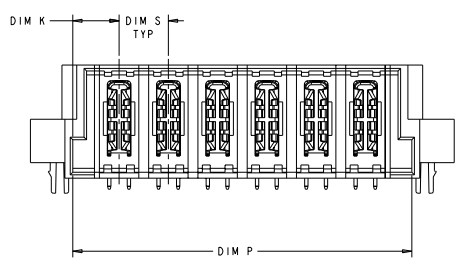


REV	DATE	DESCRIPTION	BY	CHK	APP
A	REV PER DS12-0450-04		IT/ENRHS	RG	MP
B	REV PER ECR-07-014222		IT/ENRHS	DZ	SY
B3	ADDED NEW DATA NUMBER -10		IT/ENRHS	SJ	SY
C	REV PER ECR-09-000445		IT/ENRHS	IL	SY



- △ "AMP" PART NUMBER AND DATE CODE TO BE MARKED IN AREA SHOWN. PARTS UNDER 2.50 INCHES LONG MAY BE MARKED ON BOTH SIDES.
- △ MATERIAL: HOUSING - GLASS FILLED HIGH TEMP THERMO PLASTIC, UL 94 V-0
POWER CONTACT - HIGH CONDUCTIVITY COPPER ALLOY.
- △ CONTACT PLATING: POWER CONTACTS: .000050 MIN Ni UNDER ALL
.000030 MIN Au ON CONTACT AREA
.000100 MIN Sn AT PCB INTERFACE.
- △ MECHANICAL CONNECTOR KEEP OUT ZONE, WHEN PLACING CONNECTORS, END-TO-END, ALLOW ADDITIONAL 0.1 CLEARANCE BETWEEN CONNECTORS FOR LATCH ACTIVATION.
- △ DATUM AND BASIC DIMENSIONS ESTABLISHED BY CUSTOMER.
- △ PCB - ALL HOLE DIAMETERS ARE FINISHED HOLE SIZES.
- △ PCB - .0453±.0010 DRILLED HOLES PLATED WITH .0003 MIN Sn OVER .001 TO .003 Cu PLATING TO ACHIEVE A .040 DIA HOLE.



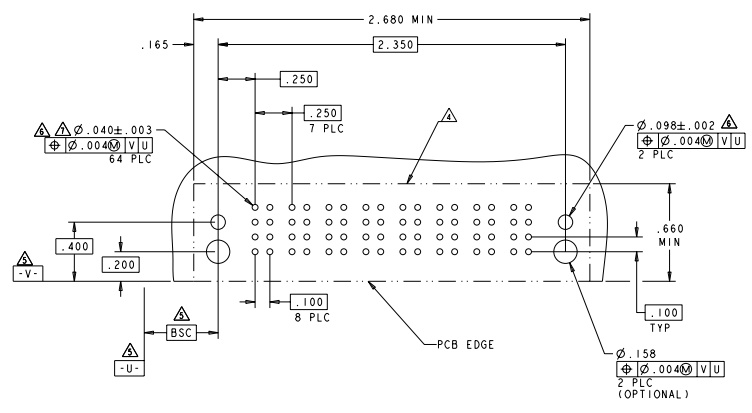
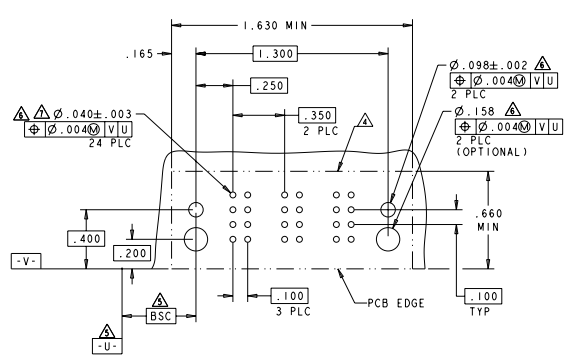
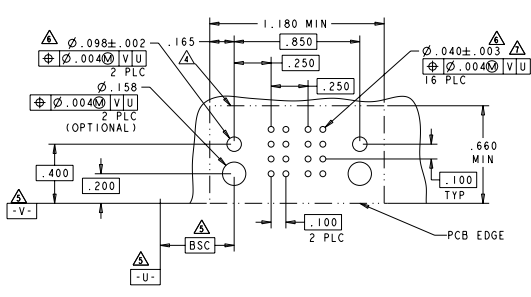
1.170	1.280	1.300	.300	1.600	.285	3ACP	1-6450129-0
2.220	2.330	2.350	.250	2.650	.235	8P	6450129-9
1.170	1.280	1.300	.350	1.600	.235	3P	6450129-8
.720	.830	.850	.250	1.150	.235	2P	6450129-7
1.720	1.830	1.850	.250	2.150	.235	6P	6450129-5
1.220	1.330	1.350	.250	1.650	.235	4P	6450129-3
.970	1.080	1.100	.250	1.400	.235	3P	6450129-2
.870	.980	1.000	.300	1.300	.285	2ACP	6450129-1
DIM P	DIM N	DIM D	DIM S	DIM L	DIM K	DESCRIPTION	PART NUMBER

INCHES	UNITS	DATE	REV	BY	CHK	APP
100-1933	100-1933	11-6-13038	A	00778	6450129	
CUSTOMER DRAWING			PAGE 1 OF 1			

REV	ES	DESCRIPTION	DATE	BY	APP
00		SEE SHEET 1			

PART NUMBER	ROWS	POWER	
		P1	P2
6450129-7	D C B A	PM	PM
2P		HD	HD

PART NUMBER	ROWS	POWER		
		P1	P2	P3
6450129-8	D C B A	PM	PM	PM
3P		HD	HD	HD

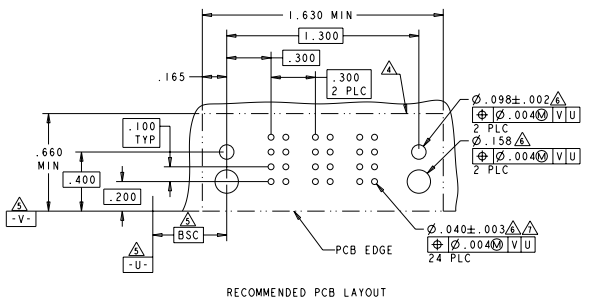


PART NUMBER	ROWS	POWER							
		P1	P2	P3	P4	P5	P6	P7	P8
6450129-9	D C B A	PM	PM	PM	PM	PM	PM	PM	PM
8P		HD							HD

INCHES	DECIMALS	FRACTIONS	TIFFERS	TYPE ELECTRONICS CORPORATION Saugus, P. R. 06020
1/16	0.0005	1/32	0.0001	RIGHT ANGLE HEADER ASSEMBLY W/ LATCH RECEIVERS MULTI-BEAM XL
DATE	SCALE	QUANTITY	REV	00778 ©-6450129
CUSTOMER DRAWING				

REV	DATE	REVISIONS	BY	CHK	APP
ES	00				
		SEE SHEET 1			

PART NUMBER	ROWS	POWER		
		P1	P2	P3
1-6450129-0	D			
	C	PM	PM	
	B			
	A			
3ACP		HD		HD



INCHES	MILLIMETERS	TYLES	TYLES
1/16	1.5875	1/16	1.5875
1/8	3.175	1/8	3.175
3/16	4.7625	3/16	4.7625
1/4	6.35	1/4	6.35
5/16	7.9375	5/16	7.9375
3/8	9.525	3/8	9.525
7/16	11.1125	7/16	11.1125
1/2	12.7	1/2	12.7
5/8	15.875	5/8	15.875
3/4	19.05	3/4	19.05
7/8	22.225	7/8	22.225
1	25.4	1	25.4

DATE	00778	REV	A
DESCRIPTION	RIGHT ANGLE HEADER ASSEMBLY W/ LATCH RECEIVERS MULTI-BEAM XL		
PART NUMBER	1-6450129		
QUANTITY	1	UNIT	PCB
CUSTOMER DRAWING	PAGE 1 OF 1		