THIS DRAWING IS UNPUBLISHED. RELEASED FOR PUBLICATION -.-.-
© COPYRIGHT - By - ALL RIGHTS RESERVED

UOC	DIST
AD	00

REVISIONS

P	LTR	DESCRIPTION	DATE	DWN	APVD
	R1	REVISED PER ECO-11-004835	11MAR11	RK	HMR

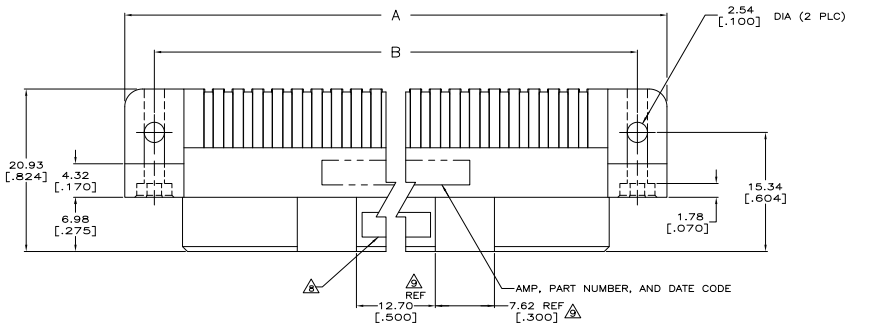

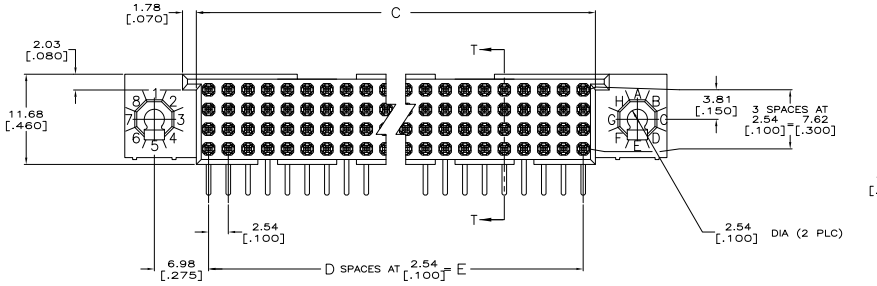

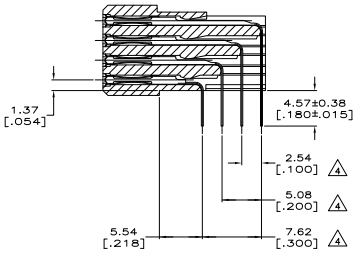

SECTION T–T

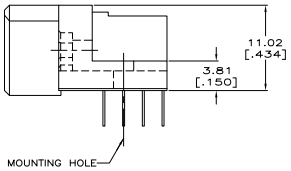

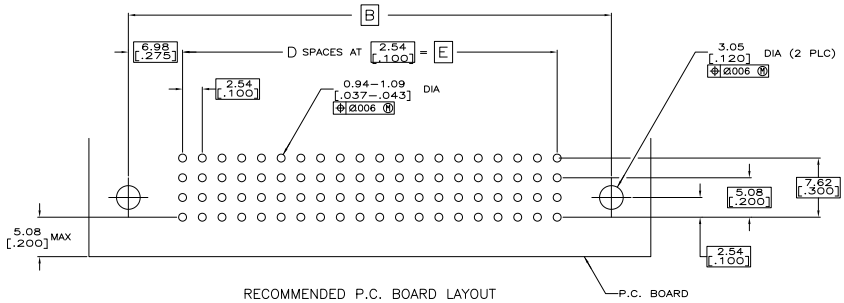

RECOMMENDED P.C. BOARD LAYOUT

THIS DRAWING IS A CONTROLLED DOCUMENT.

DIMENSIONS: mm [INCHES]

TOLERANCE UNLESS OTHERWISE SPECIFIED: 0 PLC ± – ; 1 PLC ± – ; 2 PLC ± – ; 3 PLC ± 0.13 [.005] ; 4 PLC ± – ; ANGLES ± –

MATERIAL 1 2 ; FINISH 3

TYPE R.K. SEFRIED 09/14/90
CHK J.D.WEARY 02/28/92
APVD –
PRODUCT SPEC –
APPLICATION SPEC –
WEIGHT –
CUSTOMER DRAWING

TE Connectivity

NAME: HDI, 4 ROW, RECEPTACLE ASSEMBLY, 4.57 [.180] LONG SOLDER TAILS, .00076 [.000030] GOLD PLATE

SIZE A1 | CAGE CODE 00779 | DRAWING NO C-532434 | RESTRICTED TO –

SCALE 4:1 | SHEET 1 OF 2 | REV R1

4MOS (3/11)

Downloaded from Elcodis.com electronic components distributor

THIS DRAWING IS UNPUBLISHED. RELEASED FOR PUBLICATION -.-- -
© COPYRIGHT - By - ALL RIGHTS RESERVED

USC	DIST
AD	00

REVISIONS

P	LTR	DESCRIPTION	DATE	DWN	APVD
	–	SEE SHEET 1	–	—	—

1. HOUSING MATERIAL: THERMOPLASTIC, COLOR: NATURAL.
2. CONTACT MATERIAL: COPPER ALLOY.
3. CONTACT FINISH: .00127–.00254 [.000050–.000100] NICKEL UNDERPLATE ALL OVER, .000076 [.000030] GOLD PLATE IN CONTACT AREA, TIN–LEAD PLATED SOLDER TAILS.
4. SOLDER TAILS MUST FIT HOLE PATTERN AS SHOWN ON THE RECOMMENDED P.C. BOARD LAYOUT.
5. DIMENSIONS IN BRACKETS ARE IN INCHES.
6. HOUSINGS WITH CENTER MOUNTING IS RECOMMENDED FOR ASSEMBLIES HAVING 75 CONTACTS OR MORE PER ROW.
7. OBSOLETE PART NUMBER.
8. DATE CODE MAY BE LOCATED IN THIS APPROXIMATE AREA FOR THIS PART NUMBER.
9. QUANITIES OF VOID CORING ARE DEPENDENT ON THE POSITION SIZE OF THE HOUSING.

	E	D	C	B	A	POSN	PART NUMBER
7,8	—	—	—	—	—	—	2–532434–5
7	48.26 [1.900]	19	51.41 [2.024]	62.23 [2.450]	69.85 [2.750]	80	2–532434–4
7,8	35.56 [1.400]	~~14~~	38.71 [1.524]	49.53 [1.950]	57.15 [2.250]	~~60~~	2–532434–3
7	160.02 [6.300]	~~63~~	163.17 [6.424]	173.99 [6.850]	181.61 [7.150]	~~256~~	2–532434–2
7,8	22.86 [.900]	~~9~~	26.01 [1.024]	36.83 [1.450]	44.45 [1.750]	~~40~~	2–532434–1
7	144.78 [5.700]	~~57~~	147.93 [5.824]	158.75 [6.250]	166.37 [6.550]	~~232~~	2–532434–0
7	—	—	—	—	—	—	1–532434–9
6,7	—	—	—	—	—	—	1–532434–8
6	238.76 [9.400]	94	241.91 [9.524]	252.73 [9.950]	260.35 [10.250]	380	1–532434–7
6	226.06 [8.900]	89	229.21 [9.024]	240.03 [9.450]	247.65 [9.750]	360	1–532434–6
6	213.36 [8.400]	84	216.51 [8.524]	227.33 [8.950]	234.95 [9.250]	340	1–532434–5
6,7	200.66 [7.900]	~~79~~	203.81 [8.024]	214.63 [8.450]	222.25 [8.750]	~~320~~	1–532434–4
6,7	—	—	—	—	—	—	1–532434–3
	187.96 [7.400]	74	191.11 [7.524]	201.93 [7.950]	209.55 [8.250]	300	1–532434–2
	175.26 [6.900]	69	178.41 [7.024]	189.23 [7.450]	196.85 [7.750]	280	1–532434–1
7	162.56 [6.400]	64	165.71 [6.524]	176.53 [6.950]	184.15 [7.250]	260	1–532434–0
	149.86 [5.900]	59	153.01 [6.024]	163.83 [6.450]	171.45 [6.750]	240	532434–9
	137.16 [5.400]	54	140.31 [5.524]	151.13 [5.950]	158.75 [6.250]	220	532434–8
	124.46 [4.900]	49	127.61 [5.024]	138.43 [5.450]	146.05 [5.750]	200	532434–7
	111.76 [4.400]	44	114.91 [4.524]	125.73 [4.950]	133.35 [5.250]	180	532434–6
	99.06 [3.900]	39	102.21 [4.024]	113.03 [4.450]	120.65 [4.750]	160	532434–5
	86.36 [3.400]	34	89.51 [3.524]	100.33 [3.950]	107.95 [4.250]	140	532434–4
	78.74 [3.100]	31	81.89 [3.224]	92.71 [3.650]	100.33 [3.950]	128	532434–3
7	73.66 [2.900]	29	76.81 [3.024]	87.63 [3.450]	95.25 [3.750]	120	532434–2
	60.96 [2.400]	24	64.11 [2.524]	74.93 [2.950]	82.55 [3.250]	100	532434–1

THIS DRAWING IS A CONTROLLED DOCUMENT.

DIMENSIONS: mm [INCHES]

TOLERANCE UNLESS OTHERWISE SPECIFIED: 0 PLC ± – ; 1 PLC ± – ; 2 PLC ± – ; 3 PLC ± 0.13 [.005] ; 4 PLC ± – ; ANGLES ± –

MATERIAL 1,2 FINISH 3

DWN R.K. SEFRIED 06/14/90
CHK J.D.WEARY 02/28/92
APVD –
PRODUCT SPEC –
APPLICATION SPEC –
WEIGHT –

TE Connectivity

NAME HDI, 4 ROW, RECEPTACLE ASSEMBLY, 4.57 [.180] LONG SOLDER TAILS, .00076 [.000030] GOLD PLATE

SIZE A1 CAGE CODE 00779 DRAWING NO C-532434 RESTRICTED TO –

CUSTOMER DRAWING SCALE 4:1 SHEET 2 OF 2 REV R1

4MCS (3/11)

Downloaded from Elcodis.com electronic components distributor