THIS DRAWING IS UNPUBLISHED. RELEASED FOR PUBLICATION -.-- -.--
© COPYRIGHT - By - ALL RIGHTS RESERVED

| UOC | DIST |
|---|---|
| AD | 00 |

REVISIONS

| P | LTR | DESCRIPTION | DATE | DRN | APVD |
|---|---|---|---|---|---|
| | A2 | REVISED PER ECO-11-004835 | 11MAR11 | RK | HMR |

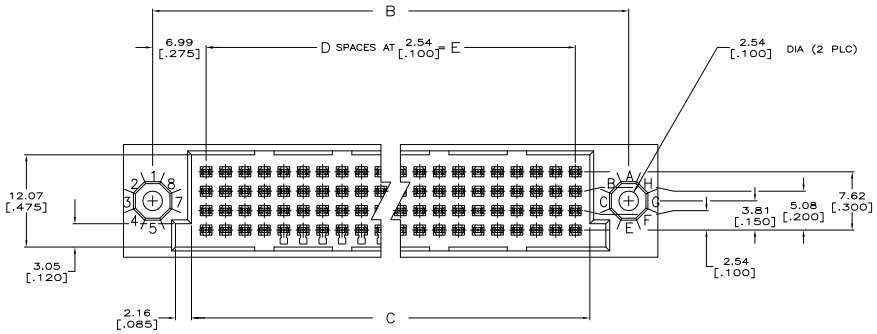


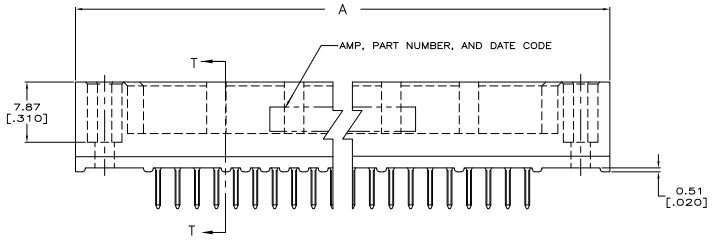


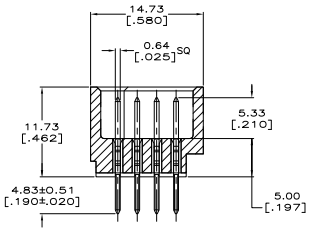


SECTION T–T

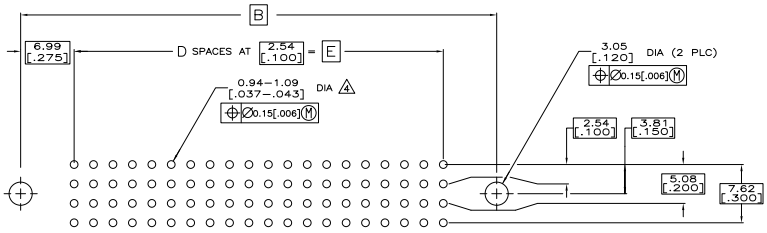


RECOMMENDED P.C. BOARD LAYOUT

THIS DRAWING IS A CONTROLLED DOCUMENT.

DIMENSIONS: mm [INCHES]

TOLERANCE UNLESS OTHERWISE SPECIFIED:
0 PLC ± –
1 PLC ± –
2 PLC ± –
3 PLC ± 0.13 [.005]
4 PLC ± –
ANGLES ± 0° 30'

MATERIAL 1 2
FINISH 3

TITLE J. POLIGNONE DRAWN
CHK A. SHARPE CHKD
APVD A. SHARPE CHKD
PRODUCT SPEC –
APPLICATION SPEC –
WEIGHT –
CUSTOMER DRAWING

TE Connectivity

NAME ASSEMBLY, PIN, VERTICAL, HDI, LEAD-FREE
4 ROW, WITHOUT GUIDES
4.83[.190] SOLDER POSTS

SIZE A1 CAGE CODE 00779 DRAWING NO C-5532436 RESTRICTED TO –

SCALE 4:1 SHEET 1 OF 2 REV A2

4803 (3/11)

Downloaded from Elcodis.com electronic components distributor

THIS DRAWING IS UNPUBLISHED. RELEASED FOR PUBLICATION -.-- -
© COPYRIGHT - By - ALL RIGHTS RESERVED

| UOC | DIST |
|---|---|
| AD | 25 |

REVISIONS

| P | LTR | DESCRIPTION | DATE | DWN | APVD |
|---|---|---|---|---|---|
| | - | SEE SHEET 1 | - | --- | --- |

1. HOUSING MATERIAL: THERMOPLASTIC.
2. CONTACT MATERIAL: COPPER ALLOY.
3. CONTACT FINISH: .00127-.00254 [.000050-.000100] NICKEL UNDERPLATE ALL OVER; .00076 [.000030] GOLD PLATE IN CONTACT AREA, TIN PLATED POSTS.
4. SOLDER PIN POST RECOMMENDED P.C. BOARD HOLE SIZES ARE 0.94-1.09 [.037-.043]; RECOMMENDED PAD DIA IS 1.52 [.060].
5. OBSOLETE PARTS: OBSOLETE CIS STREAMLINING PER D.RENAUD/D.SINISI

| | | | | | | | |
|---|---|---|---|---|---|---|---|
| 5 | OBSOLETE | 149.86 [5.900] | 59 | 153.67 [6.050] | 163.83 [6.450] | 171.45 [6.750] | 240 | ~~5532436-9~~ |
| 5 | OBSOLETE | 137.16 [5.400] | 54 | 140.97 [5.550] | 151.13 [5.950] | 158.75 [6.250] | 220 | ~~5532436-8~~ |
| | | 124.46 [4.900] | 49 | 128.27 [5.050] | 138.43 [5.450] | 146.05 [5.750] | 200 | 5532436-7 |
| | | 111.76 [4.400] | 44 | 115.57 [4.550] | 125.73 [4.950] | 133.35 [5.250] | 180 | 5532436-6 |
| | | 99.06 [3.900] | 39 | 102.87 [4.050] | 113.03 [4.450] | 120.65 [4.750] | 160 | 5532436-5 |
| 5 | OBSOLETE | 86.36 [3.400] | 34 | 90.17 [3.550] | 100.33 [3.950] | 107.95 [4.250] | 140 | ~~5532436-4~~ |
| | | 78.74 [3.100] | 31 | 82.55 [3.250] | 92.71 [3.650] | 100.33 [3.950] | 128 | 5532436-3 |
| | | 73.66 [2.900] | 29 | 77.47 [3.050] | 87.63 [3.450] | 95.25 [3.750] | 120 | 5532436-2 |
| | | 60.96 [2.400] | 24 | 64.77 [2.550] | 74.93 [2.950] | 82.55 [3.250] | 100 | 5532436-1 |
| | | E | D | C | B | A | POSN | PART NUMBER |

THIS DRAWING IS A CONTROLLED DOCUMENT.

DIMENSIONS: mm [INCHES]

DRAWN: POLIGNONE
CHK: A. SHARPE
APVD: A. SHARPE
PRODUCT SPEC: —
APPLICATION SPEC: —
WEIGHT: —

TE Connectivity

NAME: ASSEMBLY, PIN, VERTICAL, HDI, LEAD-FREE, 4 ROW, WITHOUT GUIDES, 4.83[.190] SOLDER POSTS

SIZE: A1 CAGE CODE: 00779 DRAWING NO: C-5532436 RESTRICTED TO: —

MATERIAL: 1 2
FINISH: 3

CUSTOMER DRAWING SCALE 4:1 SHEET 2 OF 2 REV A2

4MOS (3/11)

Downloaded from Elcodis.com electronic components distributor