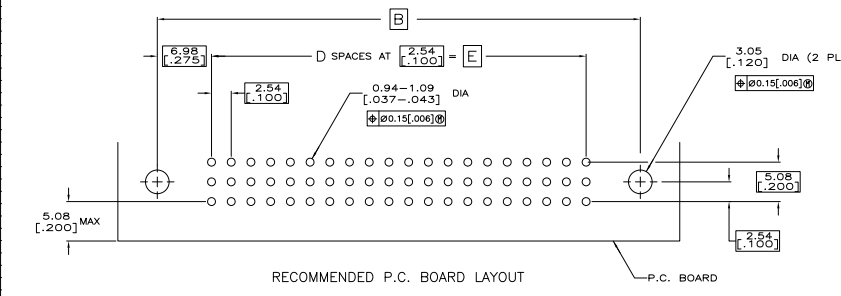
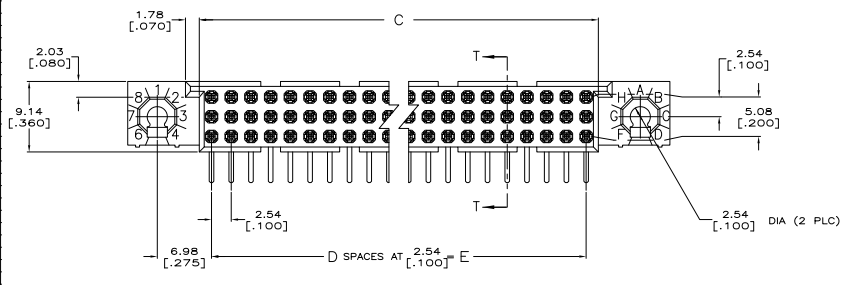
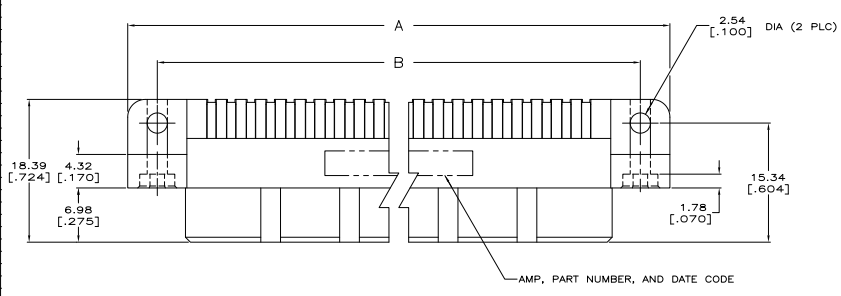
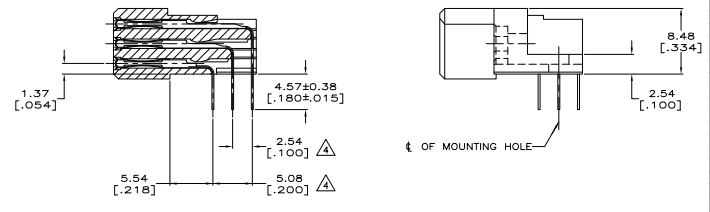


THIS DRAWING IS UNCLASSIFIED
 UNLESS INDICATED OTHERWISE
 ALL RIGHTS RESERVED

REV	DATE	BY	CHK	DESCRIPTION	DATE	BY	CHK
AD	25						
		P		REVISED PER EDD-11-004835	11MM11	RK	HMR



- △ HOUSING MATERIAL: THERMOPLASTIC.
- △ CONTACT MATERIAL: COPPER ALLOY.
- △ CONTACT FINISH: .00127-.00254 [.000050-.000100] NICKEL UNDERPLATE ALL OVER; .00076 [.000030] GOLD PLATE IN CONTACT AREA, TIN PLATED SOLDER TAILS.
- △ SOLDER TAILS MUST FIT HOLE PATTERN AS SHOWN ON THE RECOMMENDED P.C. BOARD LAYOUT.
- 5. DIMENSIONS WITH BRACKETS ARE IN INCHES.
- △ HOUSINGS WITH CENTER MOUNTING IS RECOMMENDED FOR ASSEMBLIES HAVING 75 CONTACTS PER ROW OR MORE.
- △ OBSOLETE PARTS: OBSOLETE CIS STREAMLINING PER D.RENAUD/D.SINISI



△ OBSOLETE	27.94 [1.100]	11	31.09 [1.224]	41.91 [1.650]	49.53 [1.950]	36	—2-5532431-4
△ OBSOLETE	43.18 [1.700]	17	46.35 [1.824]	57.15 [2.250]	64.77 [2.550]	54	—2-5532431-2
△ OBSOLETE	210.82 [8.300]	83	213.97 [8.424]	224.79 [8.850]	232.41 [9.150]	252	—1-5532431-0
△ OBSOLETE	200.66 [7.900]	79	203.81 [8.024]	214.63 [8.450]	222.25 [8.750]	240	—1-5532431-3
△ OBSOLETE	187.96 [7.400]	74	191.11 [7.524]	201.93 [7.950]	209.55 [8.250]	225	—1-5532431-2
	175.26 [6.900]	69	178.41 [7.024]	189.23 [7.450]	196.85 [7.750]	210	1-5532431-1
	149.86 [5.900]	59	153.01 [6.024]	163.83 [6.450]	171.45 [6.750]	180	—5532431-9
	137.16 [5.400]	54	140.31 [5.524]	151.13 [5.950]	158.75 [6.250]	165	5532431-8
△ OBSOLETE	124.46 [4.900]	49	127.61 [5.024]	138.43 [5.450]	146.05 [5.750]	150	—5532431-7
	99.08 [3.900]	39	102.21 [4.024]	113.03 [4.450]	120.65 [4.750]	120	—5532431-6
	78.74 [3.100]	31	81.89 [3.224]	92.71 [3.650]	100.33 [3.950]	96	5532431-3
	60.96 [2.400]	24	64.11 [2.524]	74.93 [2.950]	82.55 [3.250]	75	5532431-1
	E	D	C	B	A	POSN	PART NUMBER

THIS DRAWING IS A CONTROLLED DOCUMENT.

TE Connectivity

ASSEMBLY: RECEPTACLE, RIGHT ANGLE, HDI, LEAD-PREP, 3 ROW, WITHOUT GUIDES, 45°/180° SOLDER POSTS.

SIZE: 4.1

DATE: 11/11

REV: 1

PAGE: 1