THIS DRAWING IS UNPUBLISHED | RELEASED FOR PUBLICATION
© COPYRIGHT 1991 TYCO ELECTRONICS CORPORATION. ALL RIGHTS RESERVED

DOC	DIST
AD	00

REVISIONS

P	LTR	DESCRIPTION	DATE	DWN	APVD
	A	EC 0512-0341-04	25JUL2004	BW	GG

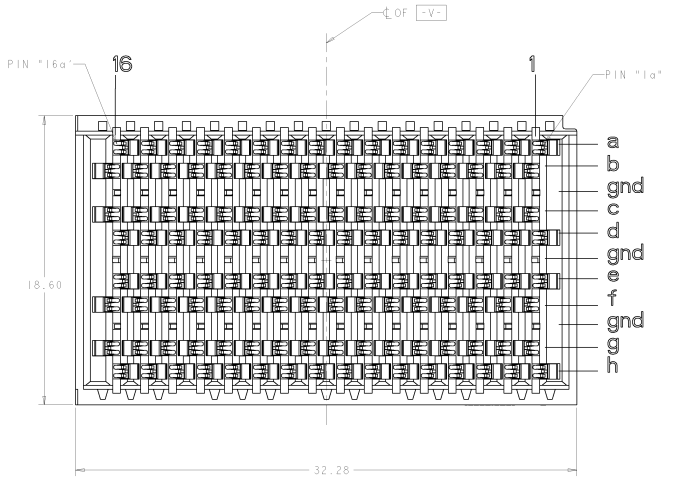

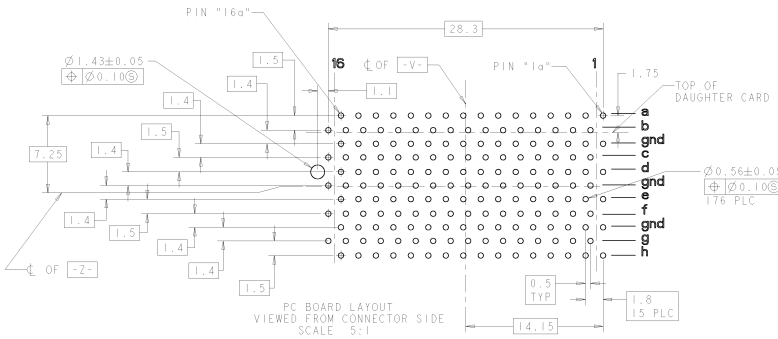

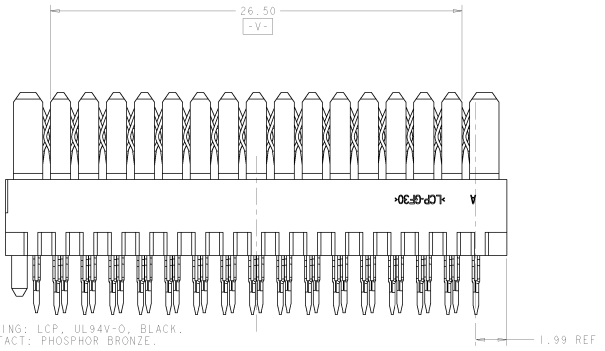

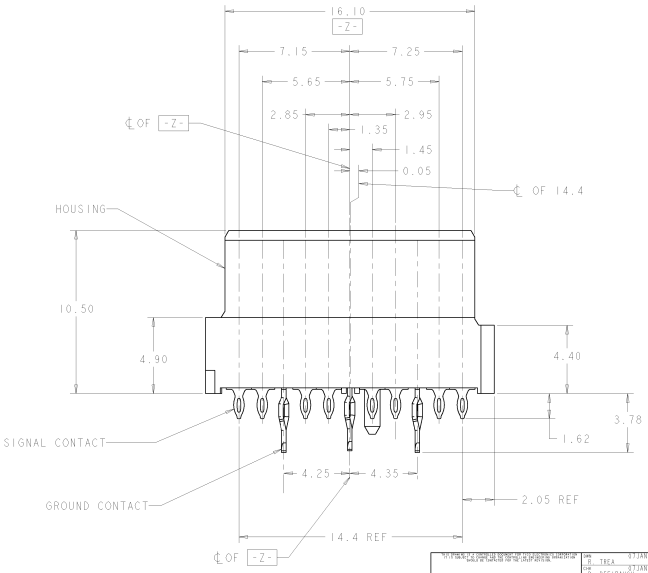

△1 HOUSING: LCP, UL94V-0, BLACK.
CONTACT: PHOSPHOR BRONZE.

△2 1.27µm GOLD PER ASTM B 488 IN CONTACT AREA, 1.27µm MIN TIN-LEAD ON PCB TAIL, OVER 3.81µm MIN NICKEL PER SAE AMS-QQ-N-290 OVER ALL.

△3 MANUFACTURING TOLERANCE FOR Ø0.56 ±0.05 DIAMETER FINISHED HOLE:
DRILLED HOLE: Ø0.65 ±0.02
COPPER PLATING: 0.050 - 0.025
TIN-LEAD PLATING: 0.0124 - 0.0038.

△4 1.27 µm GOLD PER ASTM B 488 IN CONTACT AREA , 1.27 µm MIN MATTE TIN PER ASTM B 545 ON PCB TAIL, OVER 3.81 µm MIN NICKEL PER SAE AMS-QQ-N-290 OVER ALL.

△5 MANUFACTURING TOLERANCE FOR A Ø 0.575 ±0.045 FINISHED HOLE WITHOUT TIN LEAD PLATING:
DRILLED HOLE: Ø0.65 ±0.02
COPPER PLATING: 0.025 - 0.050

△4 △5	1410420-2
△1 △3	1410420-1
CONTACT TAIL/ HOLE FINISH	PART NO

"IT'S PROHIBITED TO CHANGE OR REPRODUCE OR DISCLOSE THIS DOCUMENT OR ANY PART THEREOF WITHOUT WRITTEN PERMISSION OF TYCO ELECTRONICS CORPORATION."

DWN	07JAN2003	
D. TREA	07JAN2003	
CHK	07JAN2003	
D. DEFIBAUGH	07JAN2003	
APVD		
D. DEFIBAUGH		
PRODUCT SPEC	108-2072	
APPLICATION SPEC	114-13056	
WEIGHT	-	

DIMENSIONS: INCH

TOLERANCES UNLESS OTHERWISE SPECIFIED:
0 PLC ±
1 PLC ±0.5
2 PLC ±0.13
3 PLC ±
4 PLC ±
ANGLES ±1°

MATERIAL △1

FINISH △2

CUSTOMER DRAWING

tyco Electronics
Tyco Electronics
Harrisburg, PA 17105-3608

NAME
VERTICAL RECEPTACLE ASSEMBLY, STAND ALONE, FULL, 20.3mm, MultiGig RT-1, BACKPLANE CONNECTOR

SIZE	CAGE CODE	DRAWING NO	RESTRICTED TO
A	00779	C-1410420	

SCALE 8:1 | SHEET 1 OF 1 | REV A

AMP 40G5 REV 31MAR2000
Pro/ENGINEER DRAWING

Downloaded from Elcodis.com electronic components distributor