THIS DRAWING IS UNPUBLISHED. RELEASED FOR PUBLICATION --/--/--
© COPYRIGHT -- By -- ALL RIGHTS RESERVED.

LTR	CHNG
AD	00

REVISIONS

P	LTR	DESCRIPTION	DATE	DWN	APVD
	J2	REVISED PER ECO-11-004835	11MAR11	RK	HMR

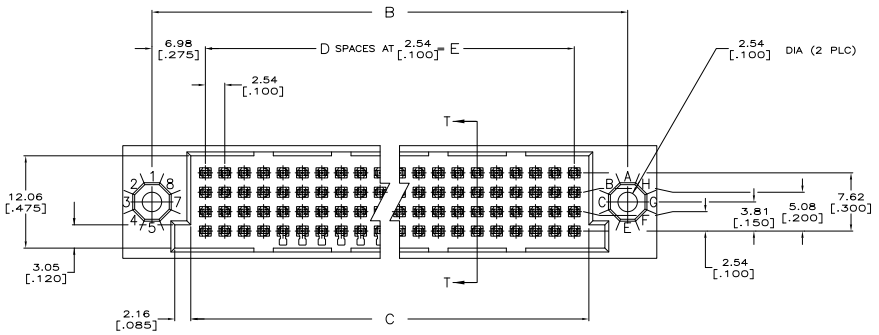

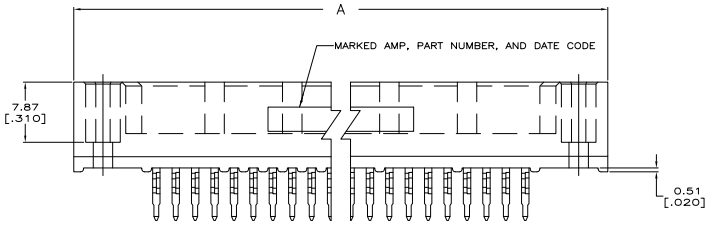

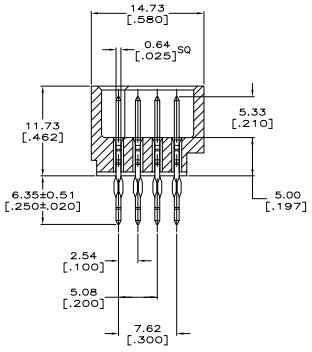

SECTION T–T

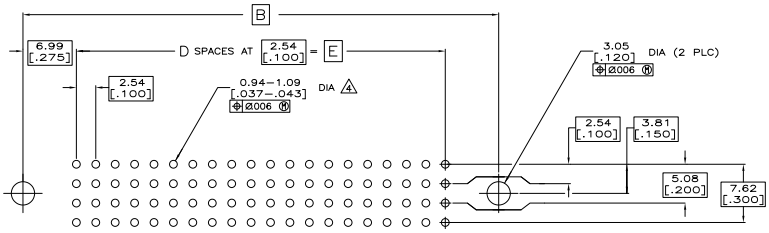

RECOMMENDED P.C. BOARD LAYOUT

THIS DRAWING IS A CONTROLLED DOCUMENT.

DIMENSIONS: MM[INCHES]

TOLERANCES UNLESS OTHERWISE SPECIFIED:
0 PLC ± –
1 PLC ± –
2 PLC ± 0.13 [.005]
3 PLC ± –
4 PLC ± –
ANGLES ± –
FINISH 3

MATERIAL 1 2

DWN: S.K. SEFRIED 03/21/90
CHK: W. MILLHMES 1/28/91
APVD: W. MILLHMES 1/28/91
PRODUCT SPEC —
APPLICATION SPEC —
WEIGHT —

TE Connectivity

NAME: HDL 4 ROW, PIN ASSEMBLY, 6.35 [.250] LONG ACTION PINS, .00076 [.000030] GOLD PLATE

SIZE A1 | CAGE CODE 00779 | DRAWING NO C-532448 | RESTRICTED TO —

CUSTOMER DRAWING | SCALE 4:1 | SHEET 1 OF 2 | REV J2

4805 (3/11)

Downloaded from Elcodis.com electronic components distributor

THIS DRAWING IS UNPUBLISHED.	RELEASED FOR PUBLICATION -,-- --
© COPYRIGHT - - By - -	ALL RIGHTS RESERVED.

LTR	DIST
AD	00

REVISIONS

P	LTR	DESCRIPTION	DATE	DWN	APVD
	–	SEE SHEET 1	–	–	–

1. HOUSING MATERIAL: THERMOPLASTIC, COLOR–BLACK.
2. CONTACT MATERIAL: PHOSPHOR BRONZE.
3. CONTACT FINISH: .00127–.00254 [.000050–.000100] NICKEL UNDERPLATE ALL OVER; .00076 [.000030] GOLD PLATE IN CONTACT AREA, TIN–LEAD PLATED POSTS.
4. ACTION PIN POSTS REQUIRE 2.36 [.093] MINIMUM THICK P.C. BOARD. RECOMMENDED P.C. BOARD HOLES ARE 1.151 [.0453] DIAMETER PLATED THRU 0.025–0.076 [.001–.003] COPPER, WITH 0.0076 [.0003] MINIMUM TIN–LEAD PLATING; FINISHED HOLE AFTER PLATING 0.94–1.09 [.037–.043] DIAMETER; AFTER REFLOW 0.91–1.09 [.036–.043] DIAMETER.
5. DIMENSIONS IN BRACKETS ARE IN INCHES.
6. HOUSINGS WITH CENTER MOUNTING IS RECOMMENDED FOR ASSEMBLIES HAVING 75 CONTACTS PER ROW OR MORE.
7. PART NUMBER IS OBSOLETE.
8. OBSOLETE PARTS: OBSOLETE CIS STREAMLINING PER D.RENAUD/D.SINISI

	E	D	C	B	A	POSN	PART NUMBER
7	12.70 [.500]	~~5~~	16.51 [.650]	26.67 [1.050]	34.29 [1.350]	~~24~~	2–532448–1
8 OBSOLETE	35.56 [1.400]	14	39.37 [1.550]	49.53 [1.950]	57.15 [2.250]	60	~~2–532448–0~~
7	22.86 [.900]	~~9~~	26.67 [1.050]	36.83 [1.450]	44.45 [1.750]	~~40~~	1–532448–9
7 6	—	—	—	—	—	—	1–532448–8
7 6	—	—	—	—	—	—	1–532448–7
7 6	—	—	—	—	—	—	1–532448–6
7 6	—	—	—	—	—	—	1–532448–5
7 6	—	—	—	—	—	—	1–532448–4
7 6	—	—	—	—	—	—	1–532448–3
	187.96 [7.400]	74	191.77 [7.550]	201.93 [7.950]	209.55 [8.250]	300	1–532448–2
	175.26 [6.900]	69	179.07 [7.050]	189.23 [7.450]	196.85 [7.750]	280	1–532448–1
8 OBSOLETE	162.56 [6.400]	64	166.37 [6.550]	176.53 [6.950]	184.15 [7.250]	260	~~1–532448–0~~
	149.86 [5.900]	59	153.67 [6.050]	163.83 [6.450]	171.45 [6.750]	240	532448–9
	137.16 [5.400]	54	140.97 [5.550]	151.13 [5.950]	158.75 [6.250]	220	532448–8
	124.46 [4.900]	49	128.27 [5.050]	138.43 [5.450]	146.05 [5.750]	200	532448–7
	111.76 [4.400]	44	115.57 [4.550]	125.73 [4.950]	133.35 [5.250]	180	532448–6
	99.06 [3.900]	39	102.87 [4.050]	113.03 [4.450]	120.65 [4.750]	160	532448–5
	86.36 [3.400]	34	90.17 [3.550]	100.33 [3.950]	107.95 [4.250]	140	532448–4
	78.74 [3.100]	31	82.55 [3.250]	92.71 [3.650]	100.33 [3.950]	128	532448–3
	73.66 [2.900]	29	77.47 [3.050]	87.63 [3.450]	95.25 [3.750]	120	532448–2
	60.96 [2.400]	24	64.77 [2.550]	74.93 [2.950]	82.55 [3.250]	100	532448–1

THIS DRAWING IS A CONTROLLED DOCUMENT.

DIMENSIONS: MM[INCHES]

TOLERANCES UNLESS OTHERWISE SPECIFIED:
± PLC ± –
± PLC ± –
± PLC ± 0.13 [.005]
± PLC ± –
± PLC ± –
ANGLES ± –

MATERIAL 1 2

FINISH 3

DRN D.K. SEFRIED 02/21/96
CHK M. MILLHMES 1/29/96
APVD M. MILLHMES 1/29/96
PRODUCT SPEC –
APPLICATION SPEC –
WEIGHT –
CUSTOMER DRAWING

TE Connectivity

NAME HDL 4 ROW, PIN ASSEMBLY, 6.35 [.250] LONG ACTION PINS, .00076 [.000030] GOLD PLATE

SIZE A1 CAGE CODE 00779 DRAWING NO C–532448 RESTRICTED TO –

SCALE 4:1 SHEET 2 OF 2 REV J2

4805 (3/11)

Downloaded from Elcodis.com electronic components distributor