THIS DRAWING IS UNPUBLISHED. RELEASED FOR PUBLICATION 2002
© COPYRIGHT 2002 BY TYCO ELECTRONICS CORPORATION. ALL RIGHTS RESERVED.

LOC	DIST
AD	00

REVISIONS

P	LTR	DESCRIPTION	DATE	DWN	APVD
	O	RELEASED PER 0512-0394-02	10DEC2002	SJM	NFS
	A	REV PER 0512-0442-03	03FEB2004	RG	BP
	B	REV PER ECO-07-010692	14MAY2007	BC	BP
	B1	REV PER ECO-08-025768	20OCT2008	BC	JE

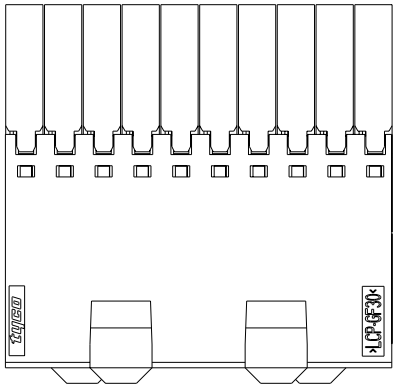

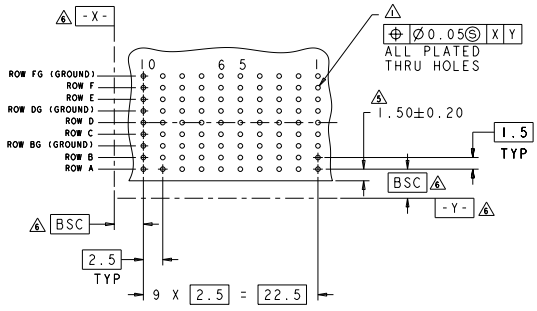

RECOMMENDED PC BOARD LAYOUT,
DAUGHTER BOARD,
COMPONENT SIDE SHOWN
SCALE 4:1

1. REFERENCE APPLICATION SPEC 114-13059 FOR RECOMMENDED PLATED THRU HOLE DIAMETER AND PLATING THICKNESSES.
2. MATERIAL:
   SHIELD - PHOSPHOR BRONZE
   CONTACT - COPPER-NICKEL-SILICON
   HOUSING, CHICKLET AND CHICKLET COVER - GLASS FILLED POLYESTER, UL 94V-O RATED.
3. FINISH: CONTACT AND SHIELD
   MATING AREA - 0.76µm MIN GOLD OVER 1.27µm MIN NICKEL
   COMPLIANT PIN AREA - 0.05µm MIN BRIGHT TIN-LEAD OVER 1.27µm MIN NIKCEL
4. CONNECTOR MARKED WITH PART NUMBER AND DATE CODE IN APPROXIMATE AREA SHOWN.
5. DIMENSION APPLIES TO CENTERLINE OF THRU HOLE
6. DATUMS AND BASIC DIMENSIONS ESTABLISHED BY CUSTOMER
7. CONTACT AREA LUBRICATED WITH BELLCORE APPROVED LUBRICANT. TECHNICAL REFERANCE: GR-1217-CORE, ISSUE 1, NOVEMBER 1995.
8. FINISH: CONTACT AND SHIELD
   MATING AREA - 1.27µm MIN GOLD OVER 1.27µm MIN NICKEL
   COMPLIANT PIN AREA - 0.05µm MIN BRIGHT TIN-LEAD OVER 1.27µm MIN NIKCEL

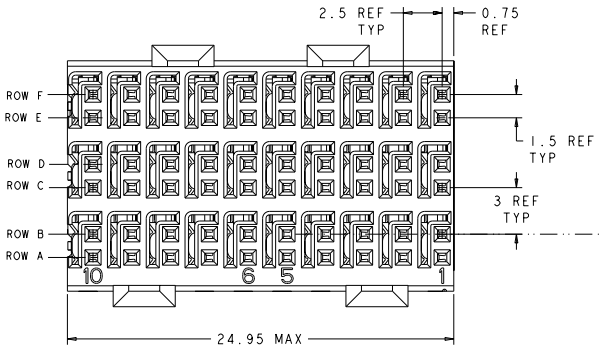

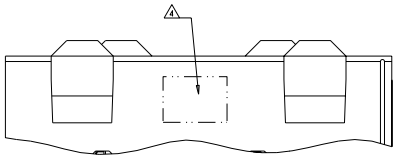

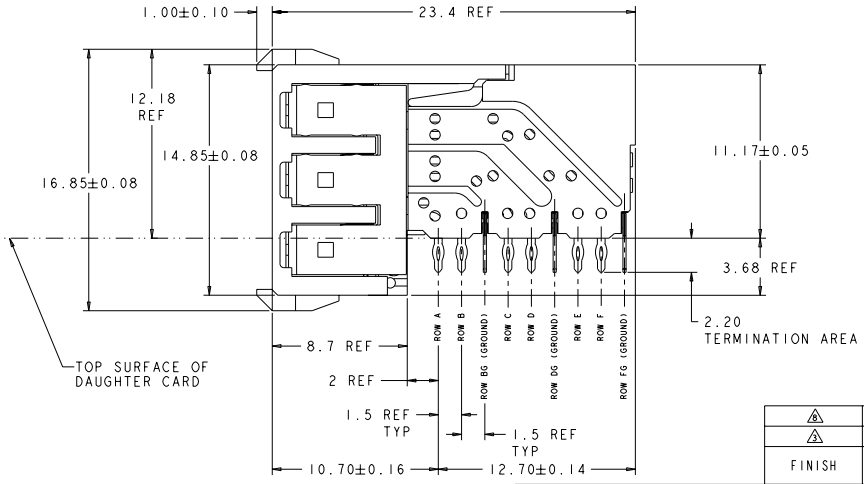

8	1469081-2
3	1469081-1
FINISH	PART NUMBER

DRN J.MAGARO 13MAY2002
CHK N.SCHROLL 13MAY2002
APV R.PATTERSON 14MAY2002

DIMENSIONS: MM
TOLERANCES UNLESS OTHERWISE SPECIFIED:
0 PLC ±
1 PLC ±
2 PLC ±
3 PLC ±
4 PLC ±
ANGLES ±0°
MATERIAL 2
FINISH SEE TABLE

Tyco Electronics
Harrisburg, PA 17105-3608

NAME RECEPTACLE ASSEMBLY, 3 PAIR, 25mm, HMZd

PRODUCT SPEC -
APPLICATION SPEC -
WEIGHT -

SIZE A1 | CAGE CODE 00779 | DRAWING NO C-1469081 | RESTRICTED TO -

CUSTOMER DRAWING | SCALE 8:1 | SHEET 1 OF 1 | REV B1

AMP 4805 REV 31MAR2000
Pro/ENGINEER DRAWING

Downloaded from Elcodis.com electronic components distributor