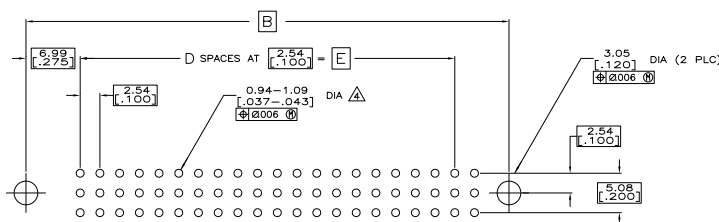
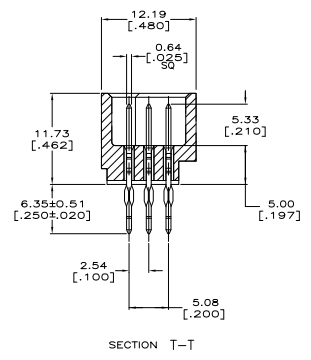
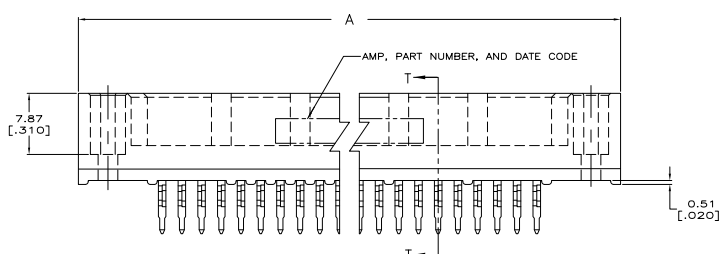
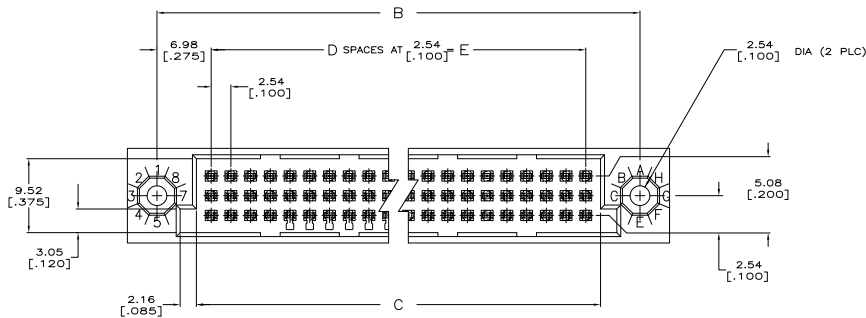


THIS DRAWING IS UNPUBLISHED
 ALL RIGHTS RESERVED

REV	DATE	DESCRIPTION	BY	CHK	APP
AD	00				
MS		REVISED PER ECO-11-004835	11MMR11	RK	HMR



RECOMMENDED P.C. BOARD LAYOUT

THIS DRAWING IS A CONTROLLED DOCUMENT.		REV. #	DATE	REVISED	BY	CHK	APP
DRAWING LABEL:		REV. #	DATE	REVISED	BY	CHK	APP
DIMENSIONS:		PROJECT FILE:					
DRAWING LABEL:		OPERATION FILE:					
DIMENSIONS:		SIZE: DATE: DRAWING ID:					
DRAWING LABEL:		CUSTOMER DRAWING: A1 00779 532447					
DIMENSIONS:		SHEET: 4.1 OF 2					

TE TE Connectivity
 HDI, 3 ROW, PIN ASSEMBLY,
 6.35 [.250] LONG ACTION PINS,
 00079 [000030] GOLD PLATE

THIS DRAWING IS UNPUBLISHED
 ALL RIGHTS RESERVED

REVISED		REVISIONS	
REV	DATE	DESCRIPTION	BY
AD	25	SEE SHEET 1	-

- △ HOUSING MATERIAL: THERMOPLASTIC, COLOR-BLACK.
- △ CONTACT MATERIAL: PHOSPHOR BRONZE.
- △ CONTACT FINISH: .00127-.00254 [.000050-.000100] NICKEL UNDERPLATE ALL OVER; .00076 [.000030] GOLD PLATE IN CONTACT AREA, TIN-LEAD PLATED POSTS.
- △ ACTION PIN POSTS REQUIRE 2.36 [.093] MIN THICK P.C. BOARD. RECOMMENDED P.C. BOARD HOLES ARE 1.151 [.0453] DIA PLATED THRU WITH 0.025-0.076 [.001-.003] COPPER, WITH 0.0076 [.0003] MIN TIN-LEAD PLATING; FINISHED HOLE AFTER PLATING 0.94-1.09 [.037-.043] DIA; AFTER REFLOW 0.91-1.09 [.036-.043].
- 5. DIMENSIONS IN BRACKETS ARE IN INCHES.
- △ HOUSINGS WITH CENTER MOUNTING IS RECOMMENDED FOR ASSEMBLIES HAVING 75 CONTACTS PER ROW OR MORE.
- △ PART NUMBER IS OBSOLETE.

△ 81.28 [3.200]	-32	85.09 [3.350]	95.25 [3.750]	102.87 [4.050]	-99	2-532447-0
X	X	X	X	X	X	1-532447-9
X	X	X	X	X	X	1-532447-8
△ 251.46 [9.900]	-99	255.27 [10.050]	265.43 [10.450]	273.05 [10.750]	-360	1-532447-7
△ 238.76 [9.400]	-94	242.57 [9.550]	252.73 [9.950]	260.35 [10.250]	-265	1-532447-6
△ 226.06 [8.900]	-89	229.87 [9.050]	240.03 [9.450]	247.65 [9.750]	-270	1-532447-5
△ 213.36 [8.400]	-84	212.17 [8.350]	222.33 [8.750]	234.95 [9.250]	-255	1-532447-4
△ 200.66 [7.900]	-79	204.47 [8.050]	214.63 [8.450]	222.25 [8.750]	-240	1-532447-3
187.96 [7.400]	74	191.77 [7.550]	201.93 [7.950]	209.55 [8.250]	225	1-532447-2
175.26 [6.900]	69	179.07 [7.050]	189.23 [7.450]	196.85 [7.750]	210	1-532447-1
162.56 [6.400]	64	166.37 [6.500]	176.53 [6.900]	184.15 [7.250]	195	1-532447-0
149.86 [5.900]	59	153.67 [6.050]	163.83 [6.450]	171.45 [6.750]	180	532447-9
137.16 [5.400]	54	140.97 [5.550]	151.13 [5.950]	158.75 [6.250]	165	532447-8
124.46 [4.900]	49	128.27 [5.050]	138.43 [5.450]	146.05 [5.750]	150	532447-7
△ 111.76 [4.400]	-44	115.57 [4.550]	125.73 [4.950]	133.35 [5.250]	-135	532447-6
99.06 [3.900]	39	102.87 [4.050]	113.03 [4.450]	120.65 [4.750]	120	532447-5
86.36 [3.400]	34	90.17 [3.550]	100.33 [3.950]	107.95 [4.250]	105	532447-4
78.74 [3.100]	31	82.55 [3.250]	92.71 [3.650]	100.33 [3.950]	96	532447-3
△ 73.66 [2.900]	-29	77.47 [3.050]	87.63 [3.450]	95.25 [3.750]	-90	532447-2
60.96 [2.400]	24	64.77 [2.550]	74.93 [2.950]	82.55 [3.250]	75	532447-1
E	D	C	B	A	POSN	PART NUMBER

THIS DRAWING IS A CONTROLLED DOCUMENT.		REV. #	SECTED	DATE
		REV. #	SECTED	DATE
UNLESS INDICATED OTHERWISE	UNIT	INCHES		
FRONT VIEW	HDI, 3 ROW, PIN ASSEMBLY, 0.35 [.290] LONG ACTION PINS, 00076 [.000030] GOLD PLATE			
TOP VIEW	DATE	SIZE	DATE	DRAWING ID
RIGHT VIEW	---	---	---	---
ISOMETRIC VIEW	---	---	---	---
REVISIONS	---	---	---	---
CUSTOMER DRAWING	A1	00779	G=532447	
		SHEET	4.1	TOTAL
		PAGE	2	TOTAL
		REV	2	TOTAL