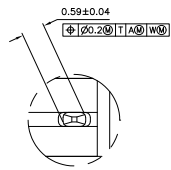
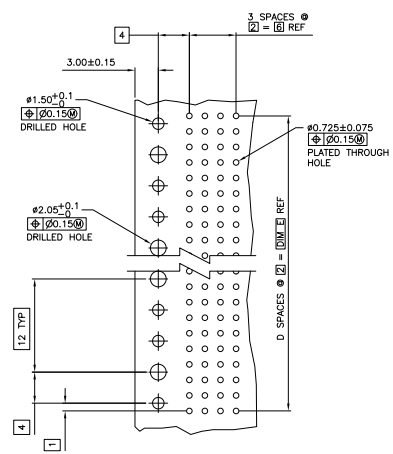
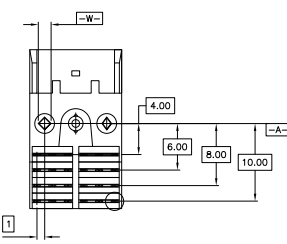
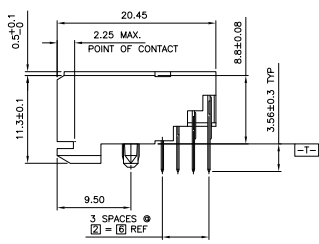
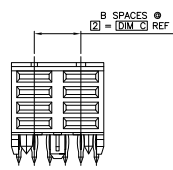
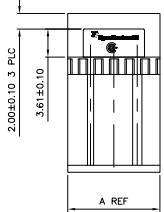


THIS DRAWING IS UNPUBLISHED. ALL RIGHTS RESERVED.
 © 2002 BY TYS ELECTRONICS CORPORATION. ALL RIGHTS RESERVED.

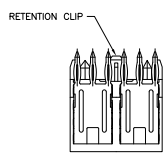
REV	DATE	DESCRIPTION	BY	APP
00				
02		REVISED PER ECO-08-009171	DH	AS

▲ HOUSING MATERIAL: LIQUID CRYSTAL POLYMER.
 ▲ CONTACT MATERIAL: PHOSPHOR-BRONZE.
 ▲ CONTACT FINISH:(D)
 UNDERPLATE (ENTIRE CONTACT):
 0.00127 MIN NICKEL PER SAE-AMS-QQ-N-290
 ON MATING SURFACES:
 FLASH GOLD PER ASTM B 488, OVER
 0.00076 MIN PALLADIUM-NICKEL OVER UNDERPLATE, OR
 0.00076 MIN GOLD PER ASTM B 488 OVER UNDERPLATE.
 ON LEADS:
 0.00127 MIN MATTE TIN PER ASTM B 545 OVER UNDERPLATE.
 LUBRICATION (MIN MATING SURFACES):
 SURFACE CONDITIONER AFTER PLATING.



DETAIL Z
SCALE 20:1

RECOMMENDED CIRCUIT PATTERN
PER IPC-D3300 TYPE II, CLASS C
(COMPONENT SIDE)



10	5	6	1	11.88	8	5536614-1
E	D	C	B	A	FINISH	PART NUMBER
THIS DRAWING IS A CONTROLLED DOCUMENT. DATE: 11/06/02						
DESIGNED BY: [REDACTED] DATE: 04/26/02						
DRAWN BY: [REDACTED] DATE: [REDACTED]						
CHECKED BY: [REDACTED] DATE: [REDACTED]						
APPROVED BY: [REDACTED] DATE: [REDACTED]						
PROJECT NAME: Z-PACK 2mm FB, POWER MODULE, RCPT. ASSY.						
SPECIFICATION: 4 ROW, 3.56mm LEAD LENGTH PRESS FIT LEAD						
DATE: 11/06/02 DRAWING NO: A1007799						
REVISED TO: 5536614						
CUSTOMER DRAWING						