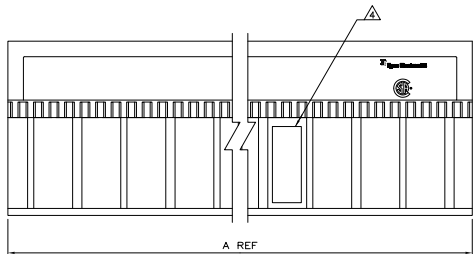
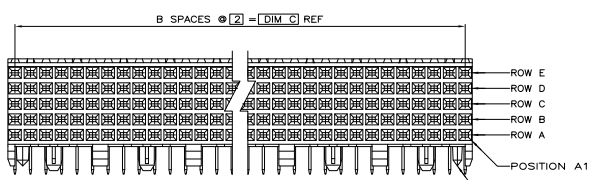


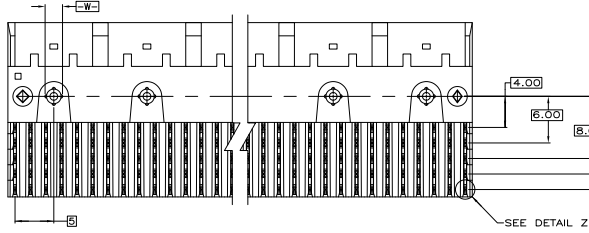
REV	DATE	DESCRIPTION	BY	CHK	APP
AD	00				
BS		REVISED PER EDD-11-005033			



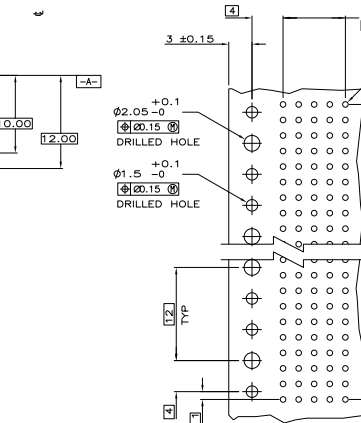
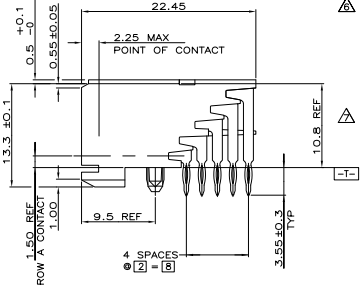
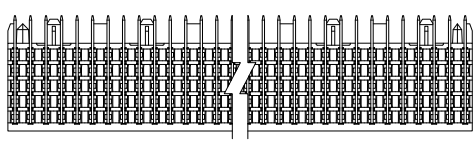
A REF



POSITION A1  
 SEE TABLE

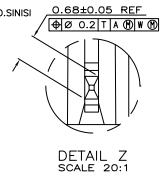


SEE DETAIL Z



RECOMMENDED CIRCUIT PATTERN  
 PER IPC-D300 TYPE II, CLASS C  
 (COMPONENT SIDE)

- △ HOUSING MATERIAL: LIQUID CRYSTAL POLYMER  
 COLOR: NATURAL.
- △ CONTACT MATERIAL: PHOSPHOR-BRONZE.
- △ CONTACT FINISH:  
 UNDERPLATE (ENTIRE CONTACT):  
 0.00127 MIN NICKEL PER SAE-AMS-QQ-N-290  
 ON MATING SURFACES:  
 CONFORMS TO ALL TESTING SPECIFIED FOR TELCORDIA  
 UNCONTROLLED ENVIRONMENT.  
 ON LEADS:  
 0.0006 MIN MATTE TIN PER ASTM B 545 OVER UNDERPLATE.  
 LUBRICATION (MIN MATING SURFACES):  
 SURFACE CONDITIONER AFTER PLATING.
- △ PART MARKING LOCATED APPROXIMATELY AS SHOWN.
- △ CONTACT FINISH:  
 UNDERPLATE (ENTIRE CONTACT):  
 0.00127 MIN NICKEL PER SAE-AMS-QQ-N-290  
 ON MATING SURFACES:  
 0.00076 MIN NICKEL OR COBALT HARDENED GOLD  
 PER ASTM B-488 OVER UNDERPLATE.  
 ON LEADS:  
 0.0006 MIN MATTE TIN PER ASTM B 545 OVER UNDERPLATE.  
 LUBRICATION (MIN MATING SURFACES):  
 SURFACE CONDITIONER AFTER PLATING.
- △ CONTACT FINISH:  
 UNDERPLATE (ENTIRE CONTACT):  
 0.00127 MIN NICKEL PER SAE-AMS-QQ-N-290  
 ON MATING SURFACES:  
 0.00127 MIN NICKEL OR COBALT HARDENED GOLD  
 PER ASTM B-488 OVER UNDERPLATE.  
 ON LEADS:  
 0.0006 MIN MATTE TIN PER ASTM B 545 OVER UNDERPLATE.  
 LUBRICATION (MIN MATING SURFACES):  
 SURFACE CONDITIONER AFTER PLATING.
- △ OBSOLETE PARTS: OBSOLETE CIS STREAMLINING PER D.RENAUD/D.SINISI



DETAIL Z  
 SCALE 20:1

FINISH	POSITIONING PEGS	C	B	A	NO OF SIGNAL POSN	PART NUMBER	
△ OBSOLETE	△	NO	46	23	47.88	120	-3-5223008-4
△ OBSOLETE	△	NO	46	23	47.88	120	-2-5223008-4
△ OBSOLETE	△	NO	214	107	215.88	540	1-5223008-2
△ OBSOLETE	△	NO	130	65	131.88	330	-4-5223008-1
△ OBSOLETE	△	NO	118	59	119.88	300	1-5223008-0
△ OBSOLETE	△	NO	106	53	107.88	270	-5223008-9
△	△	NO	94	47	95.88	240	5223008-8
△	△	NO	82	41	83.88	210	5223008-7
△	△	NO	70	35	71.88	180	5223008-6
△	△	NO	58	29	59.88	150	5223008-5
△	△	NO	46	23	47.88	120	5223008-4
△	△	NO	34	17	35.88	90	5223008-3
△	△	NO	22	11	23.88	60	5223008-2
△	△	YES	10	5	11.88	30	5223008-1

THIS DRAWING IS A CONTROLLED DOCUMENT.

INFORMATION: DIMENSIONS IN MILLIMETERS. DIMENSIONS IN INCHES.

DATE: 11/11/03

SIZE: 4.1

REVISED PER EDD-11-005033

TE Connectivity

ASSEMBLY, RECEPTACLE, SIGNAL, RIGHT ANGLE, 2-PACK 2mm FFL 5 ROW, PRESS FIT LEAD

SIZE: 4.1

DATE: 11/11/03

REVISED PER EDD-11-005033

REVISED PER EDD-11-005033