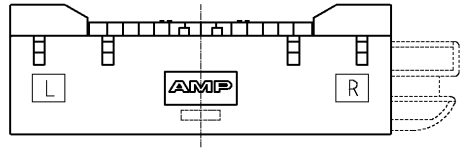
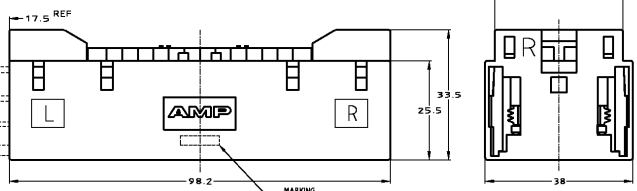
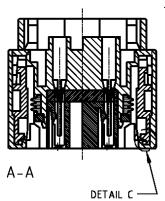
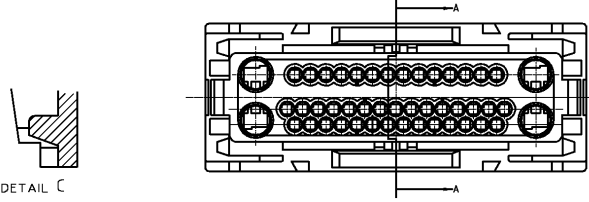


THIS DRAWING IS UNPUBLISHED. RELEASED FOR PUBLICATION SEP. 1983
 © COPYRIGHT 2000 BY TYCO ELECTRONICS CORPORATION. ALL RIGHTS RESERVED.

LOC		DIST		REVISIONS			
J		-		変更			
P	LTR	DESCRIPTION		DATE	DWN	APVD	
	D3	REVISED		ECR-08-011833	19MAY08	SF KB	



1376600-3, -5

1376600-4, -6

△IT IS THE SAME AS 1376600-3 EXCEPT THE DIRECTION OF A SLIDE. ①
 2-P/N 1376600-1&2 AT THIS DRAWING WERE SUPERSEDED TO THE PARTS
 OF THE RESTRICTED DRAWING R1376600-TYT AND R1376600-HND.
 3-P/N 1376600-5 & 6 AT THIS DRAWING ARE SUPERSEDED TO SHEET 2 OF 2
 CAVITY LAYOUT: REFER TO SHEET 2 OF 2 ②

△スライドの方向以外は1376600-3と同じである。 ①
 2 本図面に記載されていた部品番号1376600-1、2は顧客限定図面R1376600-TYT
 およびR1376600-HNDに記載。
 3 本図面に記載されていた部品番号1376600-5、6はSHEET 2 OF 2に記載。
 キャビティ構成は SHEET 2 OF 2 参照。②

THIS DRAWING IS A CONTROLLED DOCUMENT.		DWN T. SAGAWA 27SEP00	Tyco Electronics Corporation Kawasaki, Japan	
DIMENSIONS: 単位: 精 mm		CHK K. ODA 27SEP00	NAME 名称	
TOLERANCES UNLESS OTHERWISE SPECIFIED: 一般公差 ± 0.6		APVD K. ODA 27SEP00	060/187 Series PLUG HOUSING ASSEMBLY 47POSITIONS	
0-PLG ± 0.3 1-PLG ± 0.3 2-PLG ± 0.3 3-PLG ± 0.3 4-PLG ± 0.3 ANGLES ± 3		PRODUCT SPEC 製品規格 108-5523	SIZE A3	CAGE CODE 00779
MATERIAL 材料 PBT	FINISH 仕上 BLACK	APPLICATION SPEC 動作運用規格 114-5126, 114-5216	DRAWING NO 番号 1376600	RESTRICTED TO —
WEIGHT 70.6 g			SCALE 尺度 1:1	SHEET 1 OF 2
CUSTOMER DRAWING			REV D3	

