

4	3	2	1
REVISIONS			
EC	REV	DESCRIPTION	DATE
CPR	A	NEW RELEASE	3/1/06

This drawing involves proprietary design rights of Tyco Electronics Corporation, and all design, manufacture, reproduction, use and sale rights regarding the same are expressly reserved. It is submitted for a specific purpose and the recipient by accepting this drawing, assumes custody and control and agrees to take reasonable precautions: (a) that this drawing will not be copied and reproduced, in whole or in part, or its contents revealed in any manner, or to any person except to meet the purpose for which it was delivered and (b) that any special features peculiar to this design will not be incorporated in other projects without the expressed written permission of Tyco Electronics Corporation.

7. CONTACTS PURCHASED SEPARATELY.
 6. ELCDN EQUIVALENT SERIES 298-08-01100.
 5. ITEMS PROVIDED TO THIS SPECIFICATION TO BE PERMANENTLY IDENTIFIED PER THE FOLLOWING IDENTIFIER:

YEAR	WEEK
TYCO PART NUMBER	DATE CODE (e.g. 0601)
XXXXXXXX-X	XXXX

4. A REFERENCE DIMENSION (X.XX) IS WITHOUT TOLERANCE AND USED FOR INFORMATION ONLY.

3. FINISHES:
 RETENTION CLIPS: BRITE DIP PICKLED PER INDUSTRY STANDARDS.

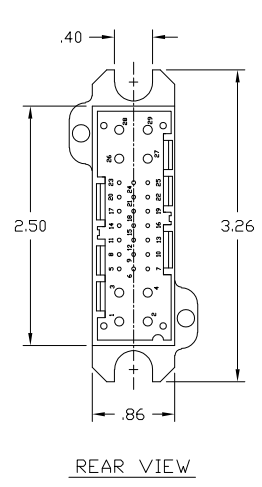
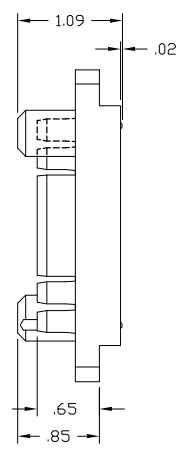
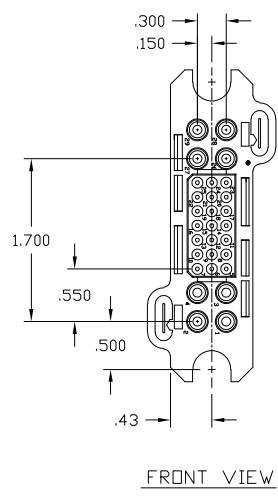
2. MATERIALS:
 INSULATORS: THERMOPLASTIC, GLASS REINFORCED, UL94V-0 FLAMMABILITY RATED, COLOR-BLACK.
 RETENTION CLIPS: COPPER OR STAINLESS STEEL.

1. PART NUMBER CHANGES AND OR DESIGN CHANGES AFFECTING ITEM INTERCHANGEABILITY REQUIRE PRIOR TYCO APPROVAL AND AUTHORIZATION BY REVISION TO THIS DRAWING.

NOTES: UNLESS OTHERWISE SPECIFIED

INCH MM OR INCH (MM) THIRD ANGLE PROJECTION UNLESS OTHERWISE SPECIFIED DIMENSIONS ARE IN INCHES (METRIC) TOLERANCES ANGLES ± .5' DECIMALS .XXX ± .010 (.25) .XX ± .02 (.3)	DRAWN R. F. A. CHECKED APPROVED APPROVED S. FLICKINGER DCA APPROVED ACAD FILE NUMBER	DATE 3/1/06 3/3/06	 Tyco Electronics Corporation Menlo Park, Ca 94025 	TITLE CONNECTOR, SOCKET SIZE #12, #20, #12 CONFIG. LOWER DRAWER SIZE DWG NUMBER B C= 1648206 REV. A	TYCO PART NUMBER 1648206-1
	ACAD FILE NUMBER	C1648206A.DWG	DWG SCALE	1=1	SH 1 OF 2

This drawing involves proprietary design rights of Tyco Electronics Corporation, and all design, manufacture, reproduction, use and sale rights regarding the same are expressly reserved. It is submitted for a specific purpose and the recipient by accepting this drawing, assumes custody and control and agrees to take reasonable precautions: (a) that this drawing will not be copied and reproduced in whole or in part, or its contents revealed in any manner, or to any person except to meet the purpose for which it was delivered and (b) that any special features peculiar to this design will not be incorporated in other projects without the expressed written permission of Tyco Electronics Corporation.



REVISIONS			
EC	REV	DESCRIPTION	DATE
		SEE SHEET 1	

INCH OR INCH (MM) THIRD ANGLE PROJECTION UNLESS OTHERWISE SPECIFIED DIMENSIONS ARE IN INCHES (METRIC) TOLERANCES ANGLES ± .5° DECIMALS .XXX ± .010 (.25) .XX ± .02 (.3)	DRAWN R. F. A.	DATE 3/1/06	 Tyco Electronics Corporation Menlo Park, Ca 94025 	TITLE	
	CHECKED			CONNECTOR, SOCKET SIZE #12, #20, #12 CONFIG. LOWER DRAWER	
	APPROVED		APPROVED S. FLIKINGER 3/3/06	SIZE B	DWG NUMBER C= 1648206
	DCA APPROVED		ACAD FILE NUMBER C1648206A.DWG	DWG SCALE 1=1	REV. A

4 3 2 1

4 3 2 1