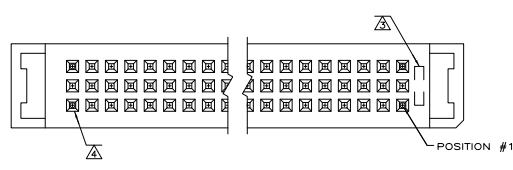
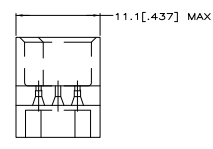
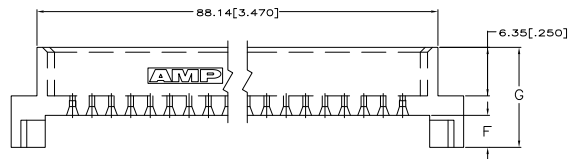
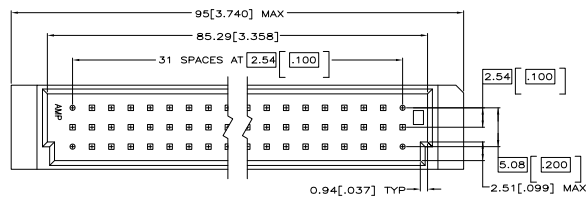


THIS DRAWING IS UNAPPROVED FOR PRODUCTION
 ALL DIMENSIONS ARE IN MILLIMETERS

REV	DATE	DESCRIPTION	BY	CHK
AD	25	REVISED PER ECO-11-004833	11MM11	RK



△ MATERIAL: GLASS-FILLED POLYESTER, COLOR: GRAY.
 △ AMP PART NUMBER MOLDED IN THIS APPROXIMATE AREA.
 △ INTERFERENCE CAVITIES LOCATED AT POSITIONS 1,32 IN ROWS "A" AND "C".

OBsolete	17[.669]	3.94[.155]	14.48[.570]	5.59[.220]	1-533236-4
OBsolete	-	-	8.89[.350]	-	1-533236-3
OBsolete	18.62[.733]	1.57[.062]	18.42[.725]	9.53[.375]	1-533236-2
OBsolete	17[.669]	1.57[.062]	16.89[.665]	8.00[.315]	1-533236-1
OBsolete	13.23[.521]	1.57[.062]	13.08[.515]	4.19[.165]	1-533236-0
OBsolete	18.62[.733]	2.36[.093]	17.78[.700]	8.89[.350]	533236-9
OBsolete	17[.669]	2.36[.093]	16.13[.635]	7.24[.285]	533236-8
OBsolete	13.23[.521]	2.36[.093]	12.32[.485]	3.43[.135]	533236-7
SUPERSEDED BY 1-533236-1	18.62[.733]	3.18[.125]	16.89[.665]	8.00[.315]	533236-6
OBsolete	17[.669]	3.18[.125]	15.24[.600]	6.35[.250]	533236-5
OBsolete	13.23[.521]	3.18[.125]	11.43[.450]	2.54[.100]	533236-4
OBsolete	-	-	17.22[.680]	6.35[.250]	533236-3
OBsolete	-	-	15.24[.600]	6.35[.250]	533236-2
OBsolete	-	-	11.43[.450]	2.54[.100]	533236-1
CONNECTOR TAIL LENGTH		PC BOARD THICKNESS	G	F	PART NUMBER

THIS DRAWING IS A CONTROLLED DOCUMENT

DESIGNED BY: [Signature]	DESIGNED BY: [Signature]	DATE: [Date]	DATE: [Date]
CHECKED BY: [Signature]	CHECKED BY: [Signature]	DATE: [Date]	DATE: [Date]
APPROVED BY: [Signature]	APPROVED BY: [Signature]	DATE: [Date]	DATE: [Date]

TE Connectivity
 SHROUD, EUROCARD WITH STANDOFFS
 FILE: [File Name]
 CUSTOMER DRAWING