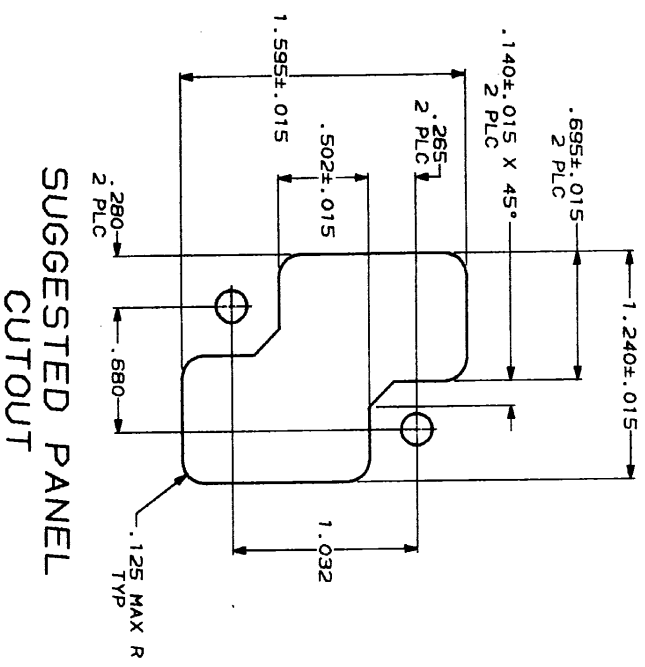
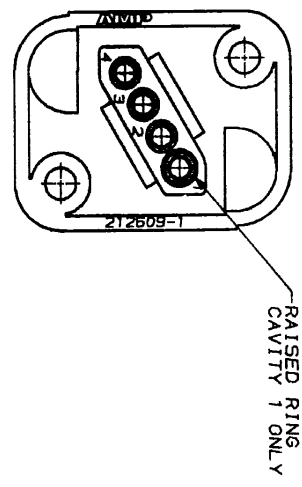
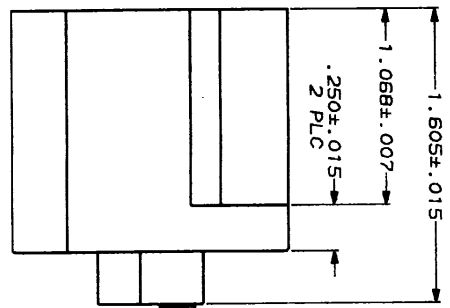
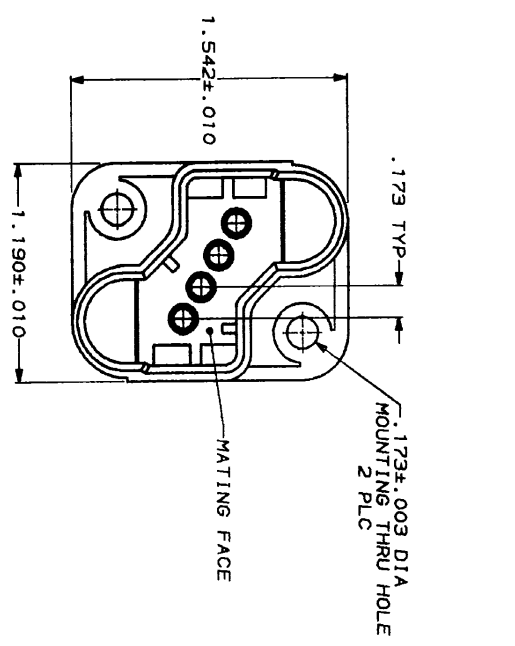


REV	DATE	BY	DESCRIPTION	DATE	APP'D
1	BD	39	REDRAWN AND REV ECH B05024		



1. THIS CONNECTOR MATES WITH SOCKET HOUSING DRAWING NUMBER 212608.
2. CAVITIES 1 AND 4 SHOULD NOT BE USED WITH GROUND PIN.

DO NOT SCALE PRINT. DIMENSIONS SPECIFIED DIMENSIONS IN INCHES TOLERANCES ON: 1.3 DEC ± .005 1.3 DEC ± .005 ANGLES ± 1° MATERIAL THERMOPLASTIC BLACK		DR 05/07/91 R. SHIRES 5-13-91 APP'D: <i>R. Shires</i> DATE: 5/14/91 PRODUCT SPEC	NAME AMP Incorporated Harrisburg, PA 17105-3608
FINISH	APPLICATION SPEC	SIZE	DRAWING NO
		00779	212609
WEIGHT		SCALE	SHEET
		2:1	1 OF 1

212609-1
 PART NO

RECEPTACLE HOUSING, DRAWER
 CONNECTOR, 4 POSN, METRIMATE

CUSTOMER DRAWING