

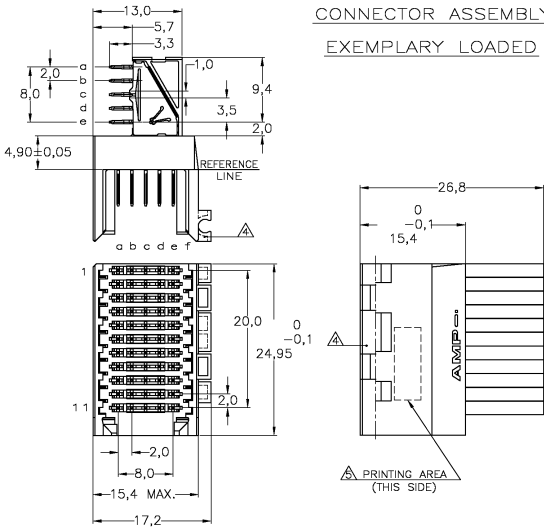
4

3

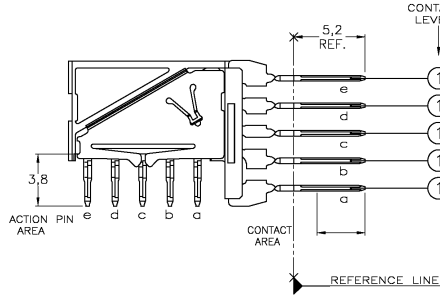
2

1

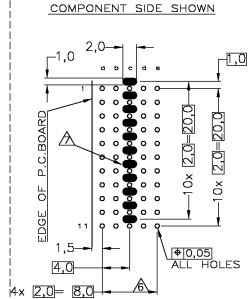
THIS DRAWING IS UNPUBLISHED. RELEASED FOR PUBLICATION BY TYCO ELECTRONICS CORPORATION. ALL RIGHTS RESERVED.



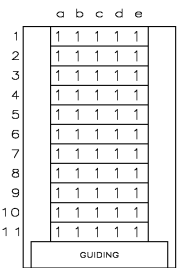
CONTACT DIMENSIONS



RECOMMENDED PCB-HOLE LAY-OUT



CONTACT LAYOUT



- NOTES:
- MATERIAL HOUSING : GREY GLASSFILLED POLYESTER  
UL-RATING V0
  - CONTACT : PHOSPHORBRONZE
  - GENERAL CONTACT PLATING SPECIFICATION: UNDERPLATING (ENTIRE CONTACT): 1,27µm NICKEL MIN. AND ACTION PIN: 0,5µm TIN-LEAD MIN. FOR PLATING OF MATING SURFACES SEE APPLICABLE SPECIFICATION REFERENCE FOR EACH DASH NUMBER.  
REDUCED CROSS-TALK SHIELD: GOLD FLASH OVER 1,27µm NICKEL MIN.
  - CONFORMS TO ALL TESTING ACCORDING IEC 61076-4-101 PERFORMANCE LEVEL 2.
  - CONNECTOR ASSEMBLY WITH LATCH HINGE FOR CABLE CONNECTOR.
  - CONNECTOR PRINTED WITH PARTNUMBER AND DATECODE
  - PLATED-THROUGH HOLES AT 2x2mm SQUARE GRID.
  - PLATED SPOT ONLY ON COMPONENT SIDE, FORMING ONE CONTACT WITH PLATED THROUGH HOLES OF ROW C

P.C.B. HOLE DIM. ACTION PIN FIN. HOLE : 0,55 TO 0,65mm OTHER REQUIREMENTS SEE APPLICATION SPECIFICATION

			1-352273-1
			352273-1
CONTACT FINISH	MATERIAL		PARTNUMBER

THIS DRAWING IS A CONTROLLED DOCUMENT.

DW L.V.D. HELDEN 12/1998  
DK J. STUREN 12/1998

BY V.W. KONINGSBUGGE

PRODUCT SPEC 108-19082  
APPLICATION SPEC 114-19029

DATE 00779  
SCALE C=352273

Tyco Electronics Corporation  
a-Hertogenbosch, Netherlands.

Z-PACK 2MM HM TYPE C  
55 POS. RIGHT ANGLE MALE CONNECTOR  
WITH REDUCED CROSS-TALK SHIELDS

CUSTOMER DRAWING NTS SHEET 1 OF 1 REV E

MP 1471-8 REV 31MAR2000

352273

A

A