

4

3

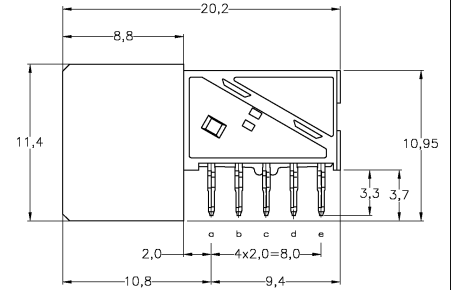
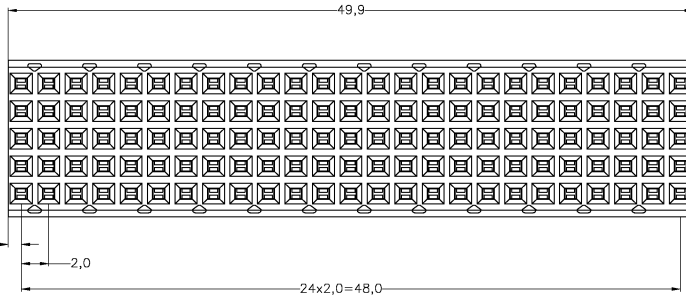
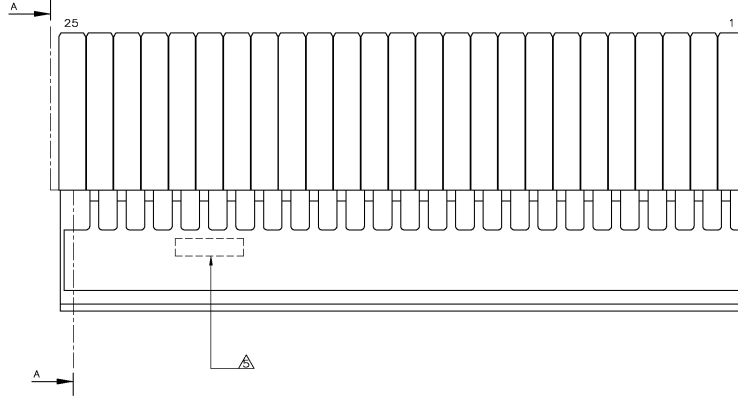
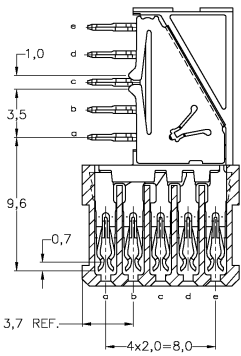
2

1

THIS DRAWING IS UNPUBLISHED. RELEASED FOR PUBLICATION. BY TYCO ELECTRONICS CORPORATION. ALL RIGHTS RESERVED.

LOC	DIST	REVISIONS					
		P	LTR	DESCRIPTION	DATE	OWN	APPD
H	-	L		EH10-0680-05	30-05-05	BSV	BM
		L1		ECR-06-002635	07-02-06	BSV	BM
		M		ECR-06-026577	14-11-06	BSV	BM

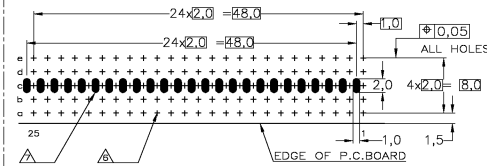
### SECTION A-A



- NOTES:**
- ▲ MATERIAL : CONTACT: PHOSPHORBRONZE  
REDUCED CROSS-TALK SHIELD: PHOSPHORBRONZE  
HOUSING: GLASSFILLED POLYESTER (GRAY)
  - ▲ GENERAL CONTACT PLATING SPECIFICATION: UNDERPLATING (ENTIRE CONTACT): 1.27µm NICKEL MIN. AND ACTION PIN: 0.5µm TIN-LEAD MIN.  
FOR PLATING OF MATING SURFACES SEE APPLICABLE SPECIFICATION  
REFERENCE FOR EACH DASH NUMBER.  
REDUCED CROSS-TALK SHIELD: GOLD FLASH OVER 1.27 µm NICKEL MIN.
  - ▲ CONFORMS TO ALL TESTING ACCORDING IEC 61076-4-101 PERFORMANCE LEVEL 2.
  - ▲ CONFORMS TO ALL TESTING ACCORDING IEC 61076-4-101 PERFORMANCE LEVEL 1.
  - ▲ CONNECTOR PRINTED WITH PARTNUMBER AND DATECODE  
THE MARKING CAN APPEAR ON THE FRONT SIDE OR ON THE BACK SIDE.
  - ▲ PLATED-THROUGH HOLES AT 2x2mm SQUARE GRID  
TOTAL: 125 HOLES.
  - ▲ PLATED SPOT ONLY ON COMPONENT SIDE, FORMING ONE CONTACT  
WITH PLATED THROUGH HOLES OF ROW C
  - ▲ FITS ONLY WITH INTEGRATED GROUND RETURN  
UPPERSHIELD 338107-2 AND LOWERSHIELD 338108-2.

### RECOMMENDED P.C.B. HOLE LAY-OUT COMPONENT SIDE AS SHOWN

SCALE 2,5:1



P.C.B. HOLE DIM. ACTION PIN  
FOR DETAILS SEE  
APPLICATION SPECIFICATION

THIS DRAWING IS A CONTROLLED DOCUMENT.

DIMENSIONS:	
MM	
0 P.L.C.	±
1 P.L.C.	±
2 P.L.C.	±
3 P.L.C.	±
4 P.L.C.	±
ANGLES	±
FINISH	

FINISH	MATERIAL	PARTNUMBER
▲	▲	100624-4
▲	▲	100624-1

DR.	F. WOHLMANN	11F2997	<p>Tyco Electronics Corporation a-Hertogenbosch, Netherlands.</p>
CHK.	W.V.D. HEIJDEN	11F2997	
APP'D.	B. MOON		
PRODUCT SPEC.	108-19082		
APPLICATION SPEC.	114-19029		
WEIGHT			
CUSTOMER DRAWING	A2 00779	100624	<p>Z-PACK 2MM HM TYPE B 125 POS. FEMALE CONNECTOR WITH REDUCED CROSS-TALK SHIELD</p>

RESTRICTED TO