THIS DRAWING IS UNPUBLISHED. RELEASED FOR PUBLICATION
© COPYRIGHT BY TYCO ELECTRONICS CORPORATION. ALL RIGHTS RESERVED.

UOC	DIST
AD	00

REVISIONS

P	LTR	DESCRIPTION	DATE	DWN	APVD
	C	REVISED PER ECN 0512-0304-05	15JUN06	JDP	GES
	D	ECR-10-019054	15SEP10	SW	MOW

CONNECTOR ASSEMBLY EXAMPLARY LOADED (9)

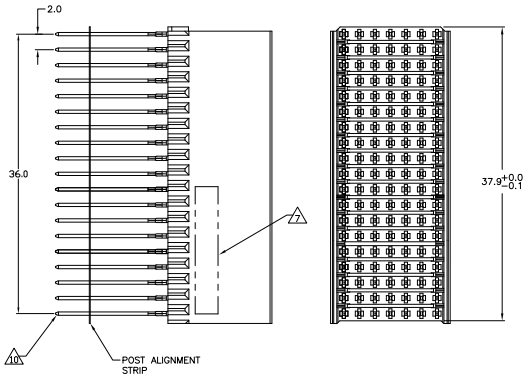

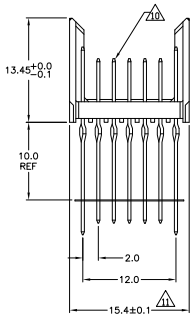

CONTACT DIMENSIONS

SCALE 5:1

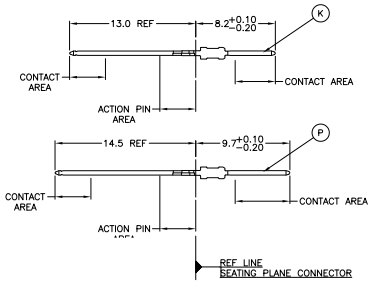

CONTACT LAYOUT

	z	a	b	c	d	e	f
1	P	K	K	K	K	K	P
2	P	K	K	K	K	K	P
3	P	K	K	K	K	K	P
4	P	K	K	K	K	K	P
5	P	K	K	K	K	K	P
6	P	K	K	K	K	K	P
7	P	K	K	K	K	K	P
8	P	K	K	K	K	K	P
9	P	K	K	K	K	K	P
10	P	K	K	K	K	K	P
11	P	K	K	K	K	K	P
12	P	K	K	K	K	K	P
13	P	K	K	K	K	K	P
14	P	K	K	K	K	K	P
15	P	K	K	K	K	K	P
16	P	K	K	K	K	K	P
17	P	K	K	K	K	K	P
18	P	K	K	K	K	K	P
19	P	K	K	K	K	K	P

RECOMMENDED PCB–HOLE LAYOUT
COMPONENT SIDE SHOWN

PLATED THRU HOLES PARAMETERS
REFERENCE APPLICATION SPECIFICATION

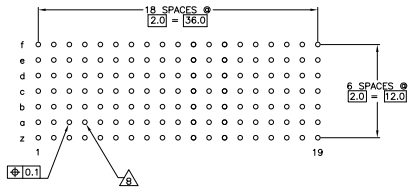

2 6 12	1-352633-9
2 5 12	352633-9
2 4	352633-4
2 3	352633-1
FINISH	PART NUMBER

THIS DRAWING IS A CONTROLLED DOCUMENT.

DRAWN: B.CARBO
CHK: G.SKIPPER
APVD: G.SKIPPER
PRODUCT SPEC: 108-19082
APPLICATION SPEC: 114-19029
WEIGHT: –

DIMENSIONS: mm
TOLERANCE UNLESS OTHERWISE SPECIFIED: ±0.2
MATERIAL: 1
FINISH: SEE TABLE

Tyco Electronics Corporation
Harrisburg, Pa 17105-3608

NAME: MALE ASSEMBLY, Z-PACK 2mm HM, TYPE B

SIZE: A1 | CAGE CODE: 00779 | DRAWING NO: C-352633 | RESTRICTED TO: –

CUSTOMER DRAWING | SCALE: 4:1 | SHEET: 1 OF 2 | REV: D

AMP 4805 REV 31MAR2003

Downloaded from Elcodis.com electronic components distributor

THIS DRAWING IS UNPUBLISHED. RELEASED FOR PUBLICATION
© COPYRIGHT – BY TYCO ELECTRONICS CORPORATION. ALL RIGHTS RESERVED.

LOC	DIST	REVISIONS				
AD	00	P	LTR	DESCRIPTION	DATE	DWN	APVD
			–	SEE SHEET 1	–	–	–

1. MATERIAL:
   CONTACT: PHOSPHOR BRONZE.
   HOUSING: GLASS-FILLED POLYESTER.
2. GENERAL PLATING SPECIFICATION: UNDERPLATING (ENTIRE CONTACT): 1.27µm MIN NICKEL AND ACTION PIN: 0.5µm MIN TIN/LEAD.
   FOR PLATING OF MATING SURFACES SEE APPLICABLE SPECIFICATION REFERENCE FOR EACH DASH NUMBER.
3. CONFORMS TO ALL TESTING ACCORDING TO IEC 61076-4-101 PERFORMANCE LEVEL 2.
4. CONFORMS TO ALL TESTING ACCORDING TO IEC 61076-4-101 PERFORMANCE LEVEL 1.
5. CONNECTOR TESTED AND QUALIFIED AGAINST TELCORDIA GR-1217-CORE QUALITY LEVEL 3, CENTRAL OFFICE APPLICATIONS.
6. CONNECTOR TESTED AND QUALIFIED AGAINST TELCORDIA GR-1217-CORE QUALITY LEVEL 3, UNCONTROLLED ENVIROMENT APPLICATIONS.
7. CONNECTOR MARKED WITH PART NUMBER AND DATE CODE. ADDITIONAL CHARACTERS OR MARKINGS, AS WELL AS THE LOCATION OF THE MARKINGS, MAY BE ADDED FOR TRACEABILITY BASED UPON MANUFACTURERS DISCRETION.
8. PLATED-THROUGH HOLES AT 2x2mm SQUARE GRID PATTERN DEFINED BY CONTACT LAYOUT.
9. FOR ACTUAL PIN LOADING SEE "CONTACT LAYOUT".
10. FOR ACTUAL PIN DIMENSIONS SEE "CONTACT DIMENSIONS".
11. TO BE MEASURED AT BOTTOM OF SHROUD.
12. CONNECTOR LUBRICATED WITH BELCORE APPROVED LUBRICANT, TECHNICAL REFERENCE: TR-NWT-001217 ISSUE 1, SEP 1992.

THIS DRAWING IS A CONTROLLED DOCUMENT.

DIMENSIONS: mm

TOLERANCES UNLESS OTHERWISE SPECIFIED: ±0.2

MATERIAL: SEE SHEET 1

FINISH: SEE SHEET 1

DR: B.CARBO 27AUG95
CK: G.SKIPPER 27AUG95
APVD: G.SKIPPER 27AUG95
PRODUCT SPEC: 108-19082
APPLICATION SPEC: 114-19029
WEIGHT: –
CUSTOMER DRAWING

Tyco Electronics
Tyco Electronics Corporation
Harrisburg, Pa 17105-3608

NAME: MALE ASSEMBLY, Z-PACK 2mm HM, TYPE B

SIZE: A1 | CAGE CODE: 00779 | DRAWING NO: C-352633 | RESTRICTED TO: –

SCALE: 4:1 | SHEET 2 OF 2 | REV: D

AMP 4805 REV 31MAR2000

Downloaded from Elcodis.com electronic components distributor