THIS DRAWING IS UNPUBLISHED. RELEASED FOR PUBLICATION -.-.-
© COPYRIGHT - BY TYCO ELECTRONICS CORPORATION. ALL RIGHTS RESERVED.

UOC	DIST
AD	00

REVISIONS

P	LTR	DESCRIPTION	DATE	DRN	APVD
	A	REV PER EC 0512-0302-05	14DEC05	BC	GS
	B	ECR-10-019054	15SEP10	DP	MOW

CONNECTOR ASSEMBLY EXAMPLARY LOADED (9)

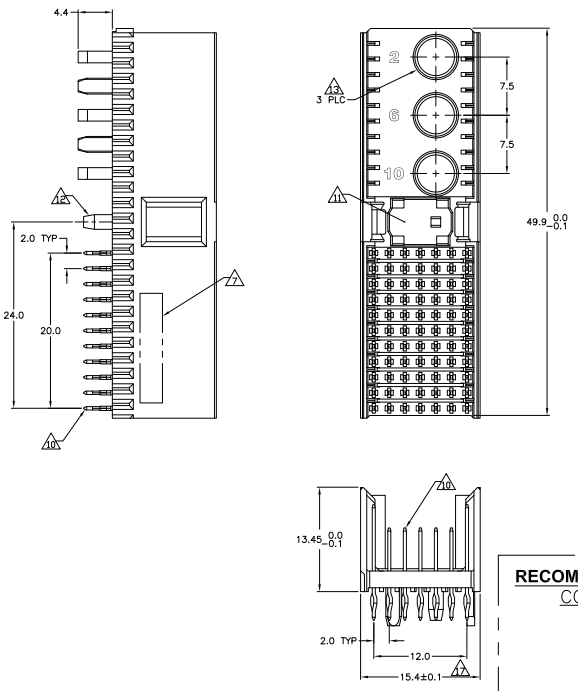

CONTACT DIMENSIONS

SCALE 5:1

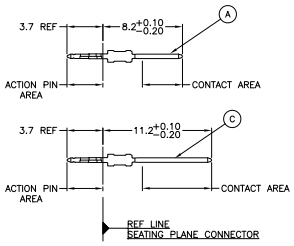

CONTACT LAYOUT

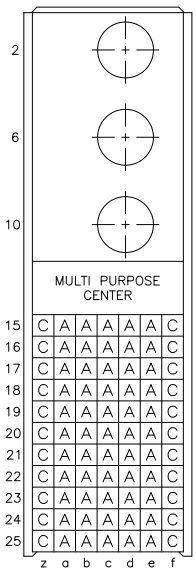

RECOMMENDED PCB-HOLE LAYOUT COMPONENT SIDE SHOWN

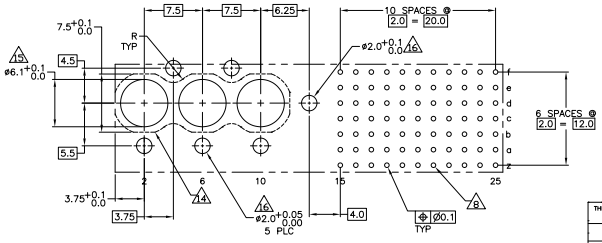

PLATED THRU HOLES PARAMETERS

REFERENCE APPLICATION SPECIFICATION

2	6	18	1-5352049-9
2	5	18	5352049-9
2	4		5352049-4
2	3		5352049-1
FINISH			PART NUMBER

THIS DRAWING IS A CONTROLLED DOCUMENT.

DIMENSIONS: mm

TOLERANCE UNLESS OTHERWISE SPECIFIED: 0-12 ±0.2; 3-12 ±0.3; 3-12 ±0.05; 4-12 ±0.05; 4-12 ±0.2; ANGLE ±0.25°

MATERIAL (1)

FINISH SEE TABLE

TITLE B.CARBO; CHK G.SKIPPER; APVD G.SKIPPER; PRODUCT SPEC 108-19082; APPLICATION SPEC 114-19029; WEIGHT –

CUSTOMER DRAWING

Tyco Electronics Corporation
Harrisburg, Pa 17105-3608

NAME MALE ASSEMBLY, Z-PACK 2mm HM, TYPE M

SIZE A1; CAGE CODE 00779; DRAWING NO C-5352049; RESTRICTED TO –

SCALE 4:1; SHEET 1 OF 2; REV B

AMP 4805 REV 31MM2000

14DEC2005 4:07pm US040973 H:\dmmod\5352049-c.dwg

Downloaded from Elcodis.com electronic components distributor

THIS DRAWING IS UNPUBLISHED. RELEASED FOR PUBLICATION -.-- -
© COPYRIGHT — BY TYCO ELECTRONICS CORPORATION. ALL RIGHTS RESERVED.

UOC	DIST
AD	00

REVISIONS

P	LTR	DESCRIPTION	DATE	DWN	APVD
	—	SEE SHEET 1	—	—	—

1. MATERIAL:
   CONTACT: PHOSPHOR BRONZE.
   HOUSING: GLASS-FILLED POLYESTER.
2. GENERAL PLATING SPECIFICATION: UNDERPLATING (ENTIRE CONTACT): 1.27µm MIN NICKEL AND ACTION PIN: 0.5µm MIN TIN.
   FOR PLATING OF MATING SURFACES SEE APPLICABLE SPECIFICATION REFERENCE FOR EACH DASH NUMBER.
3. CONFORMS TO ALL TESTING ACCORDING TO IEC 61076-4-101 PERFORMANCE LEVEL 2.
4. CONFORMS TO ALL TESTING ACCORDING TO IEC 61076-4-101 PERFORMANCE LEVEL 1.
5. CONNECTOR TESTED AND QUALIFIED AGAINST TELCORDIA GR-1217-CORE QUALITY LEVEL 3, CENTRAL OFFICE APPLICATIONS.
6. CONNECTOR TESTED AND QUALIFIED AGAINST TELCORDIA GR-1217-CORE QUALITY LEVEL 3, UNCONTROLLED ENVIROMENT APPLICATIONS.
7. CONNECTOR MARKED WITH PART NUMBER AND DATE CODE. ADDITIONAL CHARACTERS OR MARKINGS, AS WELL AS THE LOCATION OF THE MARKINGS, MAY BE ADDED FOR TRACEABILITY BASED UPON MANUFACTURERS DISCRETION.
8. PLATED-THROUGH HOLES AT 2x2mm SQUARE GRID PATTERN DEFINED BY CONTACT LAYOUT.
9. FOR ACTUAL PIN LOADING SEE "CONTACT LAYOUT".
10. FOR ACTUAL PIN DIMENSIONS SEE "CONTACT DIMENSIONS".
11. AREA RESERVED FOR KEYING PART (BASIC P/N 100525).
12. POLARIZATION FEATURE.
13. CONTACT CAVITIES SUITABLE FOR ø4.8 HIGH CURRENT, HIGH FREQUENCY OR FIBRE OPTIC CONTACTS AS PER DIN 41626 (SEE ALSO NOTE 14 AND 15).
14. PATERN FOR FIBRE OPTIC CONTACTS.
15. NOT PLATED THROUGH HOLES, TO BE REPLACED BY $ø5.9^{+0.1}_{0.0}$ PLATED THOUGH HOLES IF STRAIGHT SOLDER CONTACTS ARE APPLIED.
16. NOT PLATED THROUGH HOLES.
17. TO BE MEASURED AT BOTTOM OF SHROUD.
18. CONNECTOR LUBRICATED WITH TELCORDIA APPROVED LUBRICANT, TECHNICAL REFERENCE: TR-NWT-001217 ISSUE 1, SEP 1992.

THIS DRAWING IS A CONTROLLED DOCUMENT.

DIMENSIONS: mm

TOLERANCE UNLESS OTHERWISE SPECIFIED:
0 PLC ± —
1 PLC ± 0.5 ±0.2
2 PLC ± 0.05
3 PLC ± 0.005
ANGLES ± 0.25°

MATERIAL: SEE SHEET 1
FINISH: SEE SHEET 1

TITLE: B.CARBO 15JUL05
CHK: G.SKIPPER 15JUL05
APVD: G.SKIPPER 15JUL05
PRODUCT SPEC: 108-19082
APPLICATION SPEC: 114-19029
WEIGHT: —

Tyco Electronics Corporation
Harrisburg, Pa 17105-3608

NAME: MALE ASSEMBLY, Z-PACK 2mm HM, TYPE M

SIZE	CAGE CODE	DRAWING NO	RESTRICTED TO
A1	00779	C-5352049	—

CUSTOMER DRAWING | SCALE 4:1 | SHEET 2 OF 2 | REV B

AMP 4805 REV 31MR2000

14DEC2005 4:07pm US040973 H:\dmmod\5352049-c.dwg

Downloaded from Elcodis.com electronic components distributor