THIS DRAWING IS UNPUBLISHED. RELEASED FOR PUBLICATION -.-.-
© COPYRIGHT - BY TYCO ELECTRONICS CORPORATION. ALL RIGHTS RESERVED.

UOC	DIST
AD	00

REVISIONS

P	LTR	DESCRIPTION	DATE	DRN	APVD
	B	REV PER EC 0512-0306-05	24MAY06	BC	GS
	B1	REVISED PER ECO-09-024927	10NOV09	KK	AEG
	C	ECR-10-019054	15SEP10	DP	MQW

CONNECTOR ASSEMBLY EXAMPLARY LOADED 9

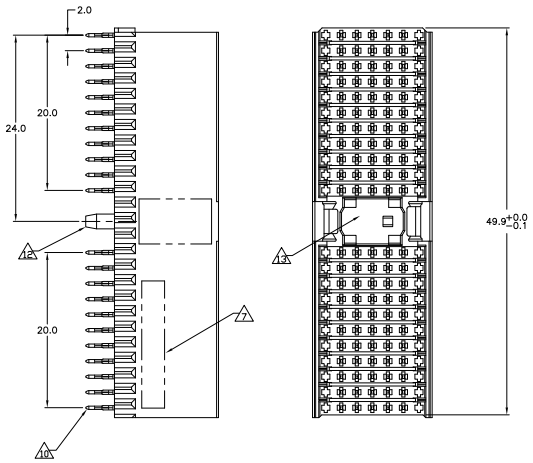

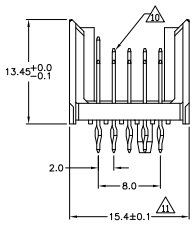

CONTACT DIMENSIONS

SCALE 5:1

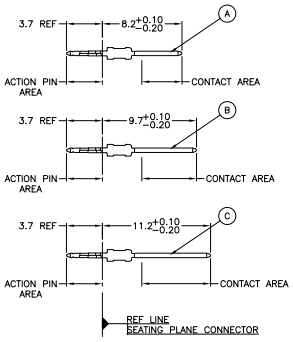

CONTACT LAYOUT

	z	a	b	c	d	e	f
1		A	A	A	A	A	
2		A	A	A	A	A	
3		A	A	A	A	A	
4		A	A	A	A	A	
5		A	A	A	A	A	
6		A	A	A	A	A	
7		A	A	A	A	A	
8		A	A	A	A	A	
9		A	A	A	A	A	
10		C	B	B	B	B	
11		C	B	B	B	B	
		MULTI PURPOSE CENTER					
15		C	B	B	B	B	
16		C	B	B	B	B	
17		A	A	A	A	A	
18		A	A	A	A	A	
19		A	A	A	A	A	
20		A	A	A	A	A	
21		A	A	A	A	A	
22		A	A	A	A	A	
23		A	A	A	A	A	
24		A	A	A	A	A	
25		A	A	A	A	A	

RECOMMENDED PCB-HOLE LAYOUT
COMPONENT SIDE SHOWN

PLATED THRU HOLES PARAMETERS

REFERENCE APPLICATION SPECIFICATION

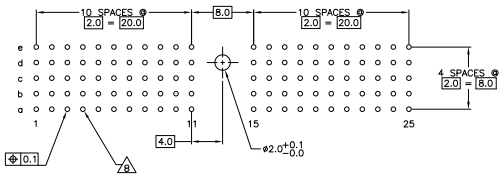

19 OBSOLETE				
	2	6	1	1-5188733-9
	2	5	1	~~5188733-9~~
	2	4		5188733-4
	2	3		5188733-1
	FINISH			PART NUMBER

THIS DRAWING IS A CONTROLLED DOCUMENT.

DIMENSIONS: mm

TOLERANCE UNLESS OTHERWISE SPECIFIED: 0 PLC ±, 1 PLC ±0.1, 2 PLC ±0.2, 3 PLC ±0.3, 4 PLC ±0.4, ANGLE ±0.2

MATERIAL 1

FINISH SEE TABLE

DRAWN B.CARBO
CHK G.SKIPPER
APVD G.SKIPPER
PRODUCT SPEC 108-19082
APPLICATION SPEC 114-19029
WEIGHT –

CUSTOMER DRAWING

Tyco Electronics Corporation
Harrisburg, Pa 17105-3608

NAME MALE ASSEMBLY, Z-PACK 2mm HM, TYPE A

SIZE A1 CAGE CODE 00779 DRAWING NO C-5188733 RESTRICTED TO –

SCALE 4:1 SHEET 1 OF 2 REV C

AMP 4805 REV 31MM2000

Downloaded from Elcodis.com electronic components distributor

THIS DRAWING IS UNPUBLISHED. RELEASED FOR PUBLICATION -.-- -
© COPYRIGHT - BY TYCO ELECTRONICS CORPORATION. ALL RIGHTS RESERVED.

UOC	DIST
AD	00

REVISIONS

P	LTR	DESCRIPTION	DATE	DWN	APVD
	–	SEE SHEET 1	–	–	–

1. MATERIAL:
   CONTACT: PHOSPHOR BRONZE.
   HOUSING: GLASS-FILLED POLYESTER.
2. GENERAL PLATING SPECIFICATION: UNDERPLATING
   (ENTIRE CONTACT): 1.27µm MIN NICKEL AND ACTION
   PIN: 0.5µm MIN TIN.
   FOR PLATING OF MATING SURFACES SEE APPLICABLE
   SPECIFICATION REFERENCE FOR EACH DASH NUMBER.
3. CONFORMS TO ALL TESTING ACCORDING TO IEC 61076-4-101
   PERFORMANCE LEVEL 2.
4. CONFORMS TO ALL TESTING ACCORDING TO IEC 61076-4-101
   PERFORMANCE LEVEL 1.
5. CONNECTOR TESTED AND QUALIFIED AGAINST TELCORDIA GR-1217-CORE QUALITY LEVEL 3,
   CENTRAL OFFICE APPLICATIONS.
6. CONNECTOR TESTED AND QUALIFIED AGAINST TELCORDIA GR-1217-CORE QUALITY LEVEL 3,
   UNCONTROLLED ENVIROMENT APPLICATIONS.
7. CONNECTOR MARKED WITH PART NUMBER AND DATE CODE.
   ADDITIONAL CHARACTERS OR MARKINGS, AS WELL AS THE LOCATION OF THE MARKINGS,
   MAY BE ADDED FOR TRACEABILITY BASED UPON MANUFACTURERS DISCRETION.
8. PLATED-THROUGH HOLES AT 2x2mm SQUARE GRID
   PATTERN DEFINED BY CONTACT LAYOUT.
9. FOR ACTUAL PIN LOADING SEE "CONTACT LAYOUT".
10. FOR ACTUAL PIN DIMENSIONS SEE "CONTACT DIMENSIONS".
11. TO BE MEASURED AT BOTTOM OF SHROUD.
12. POLARIZATION FEATURE.
13. AREA RESERVED FOR KEYING PART (BASIC P/N 100525).
14. CONNECTOR LUBRICATED WITH BELCORE APPROVED LUBRICANT,
    TECHNICAL REFERENCE: TR-NWT-001217 ISSUE 1, SEP 1992.
15. OBSOLETE PARTS: OBSOLETE CIS STREAMLINING PER D.RENAUD/D.SINISI

THIS DRAWING IS A CONTROLLED DOCUMENT.

DIMENSIONS: mm

TOLERANCE UNLESS OTHERWISE SPECIFIED: ±0.2

MATERIAL: SEE SHEET 1

FINISH: SEE SHEET 1

TRN: B.CARBO — CHKD:
CRE: G.SKIPPER — CHKD:
APD: G.SKIPPER — CHKD:

PRODUCT SPEC: 108-19082
APPLICATION SPEC: 114-19029
WEIGHT: –

CUSTOMER DRAWING

Tyco Electronics Corporation
Harrisburg, Pa 17105-3608

NAME: MALE ASSEMBLY, Z-PACK 2mm HM, TYPE A

SIZE	CAGE CODE	DRAWING NO	RESTRICTED TO
A1	00779	C-5188733	–

SCALE 4:1 SHEET 2 OF 2 REV C

AMP 4805 REV 31MAR2000

Downloaded from Elcodis.com electronic components distributor