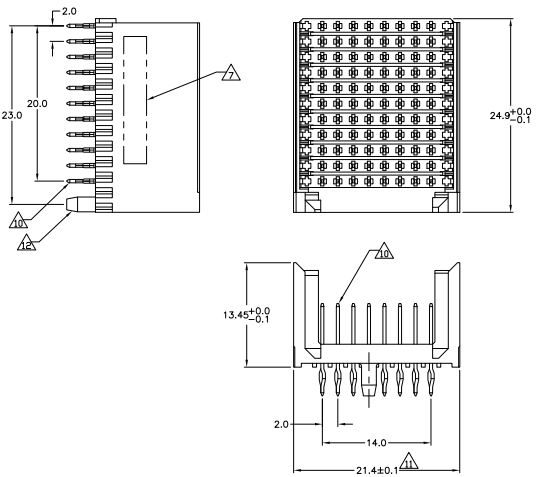


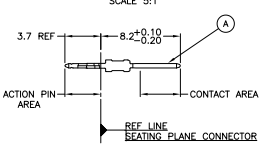
THIS DRAWING IS UNPUBLISHED. ALL RIGHTS RESERVED.
 © 2008 BY Tyco Electronics Corporation. ALL RIGHTS RESERVED.

REV	DATE	DESCRIPTION	BY	CHK	APP
AD	00	REVISED PER EDR-11-003871		RC	CW

**CONNECTOR ASSEMBLY
EXEMPLARY LOADED**



CONTACT DIMENSIONS
SCALE 5:1

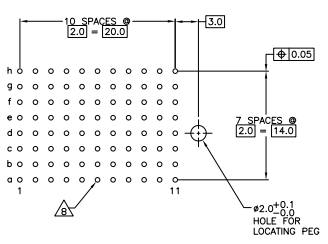


CONTACT LAYOUT

	z	a	b	c	d	e	f	g	h	i
1	A	A	A	A	A	A	A	A	A	A
2	A	A	A	A	A	A	A	A	A	A
3	A	A	A	A	A	A	A	A	A	A
4	A	A	A	A	A	A	A	A	A	A
5	A	A	A	A	A	A	A	A	A	A
6	A	A	A	A	A	A	A	A	A	A
7	A	A	A	A	A	A	A	A	A	A
8	A	A	A	A	A	A	A	A	A	A
9	A	A	A	A	A	A	A	A	A	A
10	A	A	A	A	A	A	A	A	A	A
11	A	A	A	A	A	A	A	A	A	A

GUIDING

**RECOMMENDED PCB-HOLE LAYOUT
COMPONENT SIDE SHOWN**



PLATED THRU HOLES PARAMETERS

REFERENCE APPLICATION SPECIFICATION

3-5646457-0
1-5646457-9
5646457-9
5646457-4
5646457-1
PART NUMBER

THIS DRAWING IS A CONTROLLED DOCUMENT.

DESIGNED BY	REVISIONS	DATE	BY	APP
108-19082				
114-19029				
100779	5646457	REV	1	2

MALE ASSEMBLY, 2-PACK 2mm HM, TYPE F

