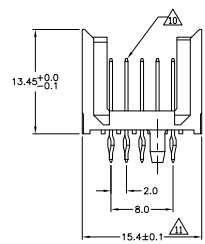
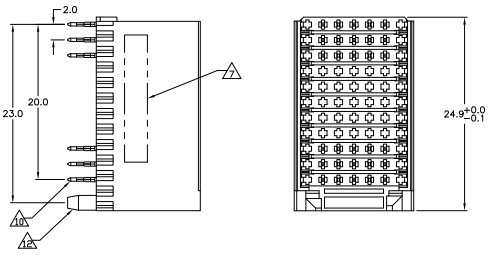


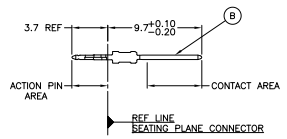
THIS DRAWING IS UNPUBLISHED. REVISIONS FOR PUBLICATION. ALL RIGHTS RESERVED.

REVISED		REVISIONS		DATE	BY	APP
C	REVISED PER ECR 0212-0304-05	15JAN06	JDF	CS		
D	ECR-10-018652	10SEP10	SW	MCW		

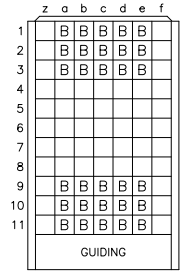
**CONNECTOR ASSEMBLY
EXAMPLARY LOADED**



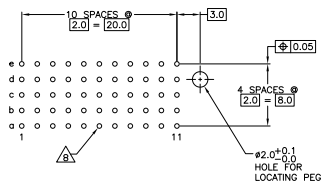
CONTACT DIMENSIONS
SCALE 5:1



CONTACT LAYOUT



**RECOMMENDED PCB-HOLE LAYOUT
COMPONENT SIDE SHOWN**



PLATED THRU HOLES PARAMETERS
REFERENCE APPLICATION SPECIFICATION

	1-352408-9
	352408-9
	352408-4
	352408-1
	PART NUMBER

THIS DRAWING IS A CONTROLLED DOCUMENT.		DATE	STATUS	BY	TYPE	REVISIONS	DATE	STATUS	BY	APP
DATE	STATUS	BY	APP	Tyco Electronics Corporation Harrisburg, Pa 17105-3608 MALE ASSEMBLY, 2-PACK 2mm HM, TYPE C						
DATE	STATUS	BY	APP	108-19082	114-19029	100779	G=352408	REVISIONS		
DATE	STATUS	BY	APP	114-19029	100779	G=352408	CUSTOMER DRAWING			

THIS DRAWING IS UNPUBLISHED. ALL RIGHTS RESERVED.
 © 2005 TELCORDIA CORPORATION

REV	DATE	DESCRIPTION	BY	APP
00		SEE SHEET 1		

- △ MATERIAL:
CONTACT: PHOSPHOR BRONZE.
HOUSING: GLASS-FILLED POLYESTER.
- △ GENERAL PLATING SPECIFICATION: UNDERPLATING
(ENTIRE CONTACT): 1.27µm MIN NICKEL AND ACTION
PIN: 0.5µm MIN TIN/LEAD.
FOR PLATING OF MATING SURFACES SEE APPLICABLE
SPECIFICATION REFERENCE FOR EACH DASH NUMBER.
- △ CONFORMS TO ALL TESTING ACCORDING TO IEC 61076-4-101
PERFORMANCE LEVEL 2.
- △ CONFORMS TO ALL TESTING ACCORDING TO IEC 61076-4-101
PERFORMANCE LEVEL 1.
- △ CONNECTOR TESTED AND QUALIFIED AGAINST TELCORDIA GR-1217-CORE QUALITY LEVEL 3,
CENTRAL OFFICE APPLICATIONS.
- △ CONNECTOR TESTED AND QUALIFIED AGAINST TELCORDIA GR-1217-CORE QUALITY LEVEL 3,
UNCONTROLLED ENVIRONMENT APPLICATIONS.
- △ CONNECTOR MARKED WITH PART NUMBER AND DATE CODE.
ADDITIONAL CHARACTERS OR MARKINGS, AS WELL AS THE LOCATION OF THE MARKINGS,
MAY BE ADDED FOR TRACEABILITY BASED UPON MANUFACTURERS DISCRETION.
- △ PLATED-THROUGH HOLES AT 2x2mm SQUARE GRID
PATTERN DEFINED BY CONTACT LAYOUT.
- △ FOR ACTUAL PIN LOADING SEE "CONTACT LAYOUT".
- △ FOR ACTUAL PIN DIMENSIONS SEE "CONTACT DIMENSIONS".
- △ TO BE MEASURED AT BOTTOM OF SHROUD.
- △ LOCATION PEG.
- △ CONNECTOR LUBRICATED WITH BELCORE APPROVED LUBRICANT,
TECHNICAL REFERENCE: TR-NWT-001217 ISSUE 1, SEP 1992.

THIS DRAWING IS A CONTROLLED DOCUMENT.		DESIGNED BY	STANDARD	Telcordia		Telcordia Corporation Harrisburg, Pa 17105-3608	
INCHES	MM	BY SKIFFER	STANDARD	DATE	MALE ASSEMBLY, 2-PACK 2mm HM, TYPE C	REVISIONS	REV
10B-19082	10B-19082	114-19029	114-19029	DATE	ISSUE	DRAWING NO	REV
SEE SHEET 1	SEE SHEET 1	100779	352408	DATE	4.1	REV	2
		CUSTOMER DRAWING				REV 2	