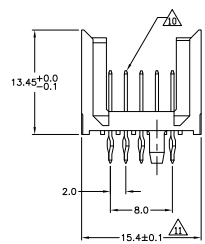
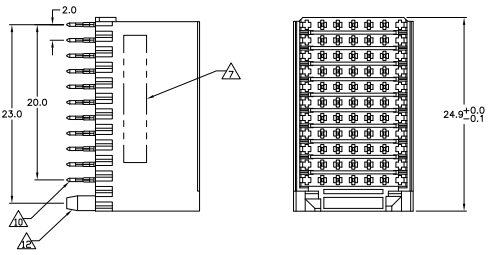


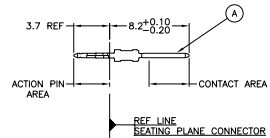
THIS DRAWING IS UNPUBLISHED. ALL RIGHTS RESERVED.  
 © 2008 BY TYS ELECTRONICS CORPORATION. ALL RIGHTS RESERVED.

REV. NO.		REVISIONS	
AD	00	DATE	BY
		10/04/2010	JY SY
		10/28/10	SW MOW

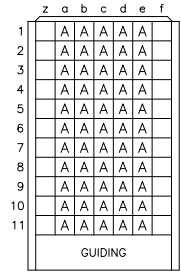
**CONNECTOR ASSEMBLY**  
 EXAMPLARY LOADED  $\Delta$



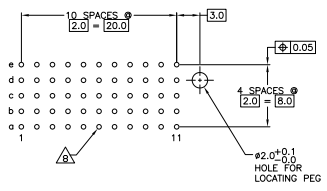
**CONTACT DIMENSIONS**  
 SCALE 5:1



**CONTACT LAYOUT**



**RECOMMENDED PCB-HOLE LAYOUT**  
 COMPONENT SIDE SHOWN



**PLATED THRU HOLES PARAMETERS**

REFERENCE APPLICATION SPECIFICATION

FINISH	PART NUMBER
$\Delta$	3-100159-0
$\Delta$	1-100159-9
$\Delta$	100159-9
$\Delta$	100159-4
$\Delta$	100159-1

THIS DRAWING IS A CONTROLLED DOCUMENT.		DATE	10/07/10	BY	JY SY
DESCRIPTION	108-19082	DATE	10/08/10	BY	JY SY
REVISED FOR	114-19029	DATE	11/11/10	BY	JY SY
REVISED FOR	100779	DATE	10/07/10	BY	JY SY
REVISED FOR	100159	DATE	10/07/10	BY	JY SY

TYS Electronics Corporation  
 Harrisburg, Pa 17105-3608  
 MALE ASSEMBLY, 2-PACK 2mm HM,  
 TYPE C

