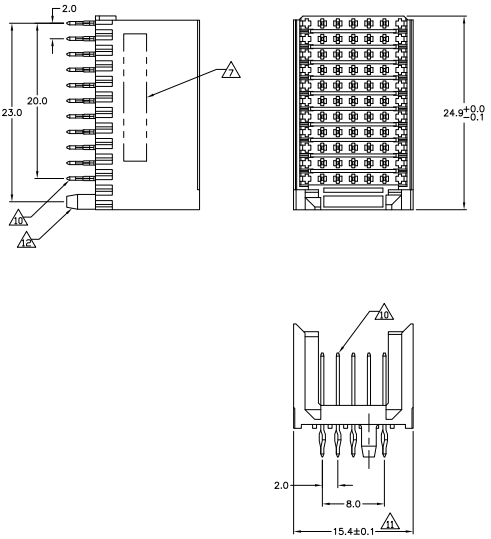


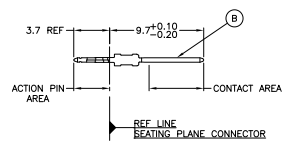
THIS DRAWING IS UNPUBLISHED. ALL RIGHTS RESERVED.
 © 2015 TYSI ELECTRONICS CORPORATION. ALL RIGHTS RESERVED.

REV	DATE	DESCRIPTION	BY	CHK	APP
B		REVISED PER EC 0512-0306-05	23MAY06	BC	GS
B1		REVISED PER EC0-10-000444	19JAN10	KK	HMR
C		ECR-10-019054	15SEP10	DP	MCN

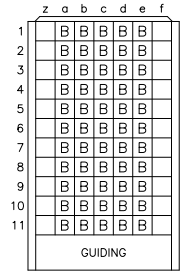
**CONNECTOR ASSEMBLY
EXEMPLARY LOADED**



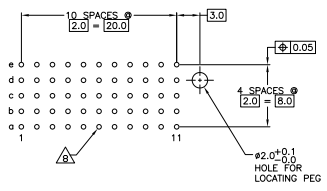
CONTACT DIMENSIONS
SCALE 5:1



CONTACT LAYOUT



**RECOMMENDED PCB-HOLE LAYOUT
COMPONENT SIDE SHOWN**



PLATED THRU HOLES PARAMETERS

REFERENCE APPLICATION SPECIFICATION

FINISH	PART NUMBER
OBSOLETE	5188232-9
	5188232-9
	5188232-4
	5188232-1

THIS DRAWING IS A CONTROLLED DOCUMENT.		DESIGNED BY	SKIPPY	DATE	114-19029	REVISED BY	SKIPPY	DATE	114-19029	REVISED BY	SKIPPY	DATE	114-19029
DRAWN BY	SKIPPY	CHECKED BY	SKIPPY	DATE	114-19029	APPROVED BY	SKIPPY	DATE	114-19029	REVISED BY	SKIPPY	DATE	114-19029
DATE	114-19029	DATE	114-19029	DATE	114-19029	DATE	114-19029	DATE	114-19029	DATE	114-19029	DATE	114-19029
CUSTOMER DRAWING		CUSTOMER DRAWING		CUSTOMER DRAWING		CUSTOMER DRAWING		CUSTOMER DRAWING		CUSTOMER DRAWING		CUSTOMER DRAWING	

