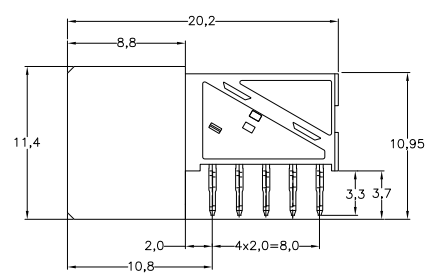
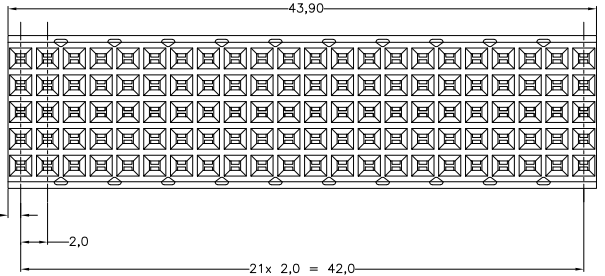
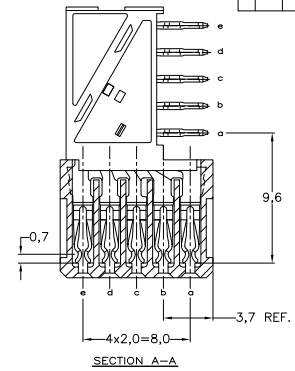
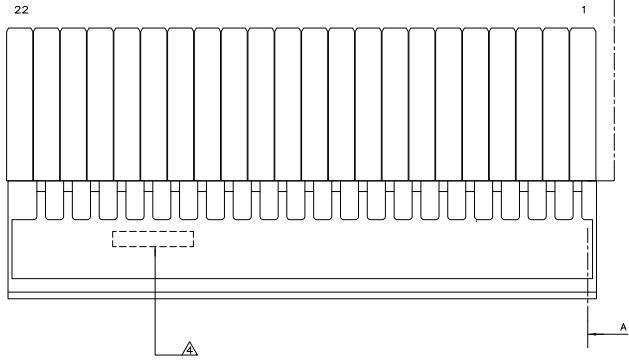
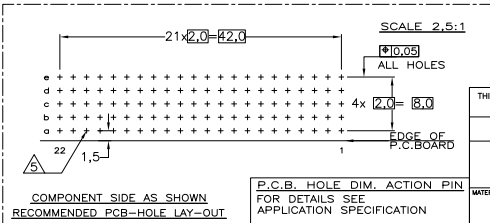


THIS DRAWING IS UNPUBLISHED. RELEASED FOR PUBLICATION
 © COPYRIGHT BY TYCO ELECTRONICS CORPORATION. ALL RIGHTS RESERVED.

REVISIONS							
LOC	DIST	P	LR	DESCRIPTION	DATE	DRN	APPD
H		G		REVISE PER ECO-10-018803	14SEP2010	LC	CW



- NOTES:**
- ⚠ MATERIAL CONTACT; PHOSPHORBRONZE
 MATERIAL HOUSING; GLASSFILLED POLYESTER (GRAY)
 UL-RATING 94VD.
 - ⚠ GENERAL PLATING SPECIFICATION: UNDERPLATING (ENTIRE CONTACT):
 1,27µm NICKEL MIN. AND ACTION PIN: 0,5µm TIN-LEAD MIN.
 FOR PLATING OF MATING SURFACES SEE APPLICABLE SPECIFICATION
 REFERENCE FOR EACH DASH NUMBER.
 - ⚠ CONFORMS TO ALL TESTING ACCORDING IEC 61076-4-101
 PERFORMANCE LEVEL 2.
 - ⚠ CONNECTOR PRINTED WITH PARTNUMBER AND DATECODE
 PLATED-THROUGH HOLES AT 2x2mm SQUARE GRID, 110 HOLES
 - 6 FITS WITH INTEGRATED GROUND RETURN UPSHIELD
 BASIC P.N. 352151
 - ⚠ CONNECTOR TESTED AND QUALIFIED AGAINST TELCORDIA
 GR-1217-CORE QUALITY LEVEL III, CENTRAL OFFICE APPLICATIONS.
 0,76µm MIN GOLD PLATING AT MATING SURFACES.



⚠	⚠	⚠	3-188836-0
⚠	⚠	⚠	188836-9
⚠	⚠	⚠	188836-1
FINISH	MATERIAL	PARTNUMBER	

THIS DRAWING IS A CONTROLLED DOCUMENT. DWG: E.MÖHLMANN 111897
 CHK: W.V.D.HELDEN
 PRODUCED BY: F.V.KONINGSBRUGGE
 PRODUCT SPEC: 108-19082
 APPLICATION SPEC: 114-19029
 WEIGHT: -
 CUSTOMER DRAWING

Tyco Electronics Tyco Electronics Corporation
 s-Hertogenbosch, Netherlands.

SIZE: A2 CASE CODE: 00779 DRAWING NO: 188836
 RESTRICTED TO: -

SCALE: NTS SHEET 1 OF 1 REV G

AMP 1471-9 REV 31MEX000