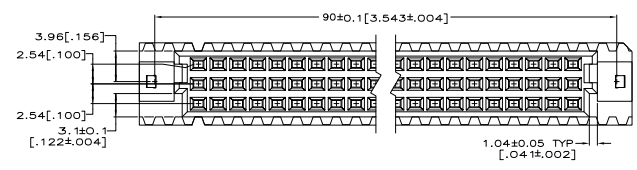
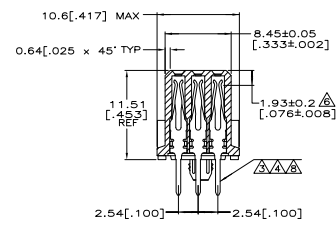
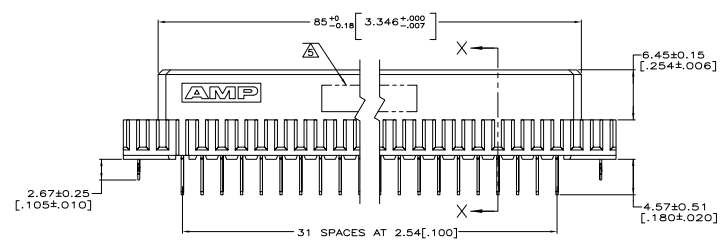


THIS DRAWING IS UNAPPROVED FOR REVISIONS
 © SPURGE, INC. IN THE ELECTRONICS CORPORATION. ALL RIGHTS RESERVED.

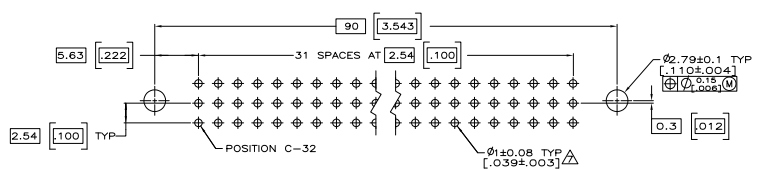
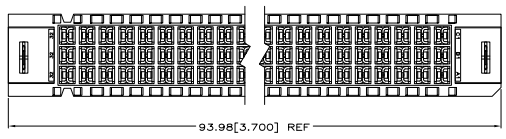
REV	DATE	DESCRIPTION	BY	CHK	APP
AD 25					
G		REVISED FOR EDN 0512-0025-24			



- △ HOUSING MATERIAL: GLASS-FILLED POLYESTER. COLOR: GRAY.
- △ CONTACT MATERIAL: PHOSPHOR BRONZE.
- △ CONTACT FINISH: DIN 41612 CLASS 2 IN CONTACT AREA. TIN-LEAD ON POSTS.
- △ CONTACT FINISH: DIN 41612 CLASS 3 IN CONTACT AREA. TIN-LEAD ON POSTS.
- △ PART NUMBER, DATE CODE IDENTIFICATION, CSA LOGO IN THIS APPROXIMATE AREA.
- △ POINT OF MEASUREMENT FOR GOLD.
- △ RECOMMENDED HOLE SIZE FOR MANUAL APPLICATION OF CONNECTOR ONTO PC BOARD.
- △ CONTACT FINISH: 0.00075[.00030] GOLD IN CONTACT AREA. 0.0012[.00050] NICKEL UNDERPLATE ALL OVER. TIN-LEAD ON POSTS.



SECTION X-X



PC BOARD LAYOUT

OBsolete	△	1-32	C	32	536412-9
		1-32	B	32	
OBsolete	△	1-32	A	32	536412-5
		1-32	C	32	
	△	1-32	A	32	536412-4
		1-32	B	32	
		1-32	A	32	

NOTES	POSITIONS LOADED	ROWS	NO. OF LOADED POSITIONS	ASSY PART NUMBER

THIS DRAWING IS A CONTROLLED DOCUMENT. **SPURGE** Telco Electronics Corporation, Harrisburg, PA 17105-3608

DESIGNED BY: P. PATTERSON
 DRAWN BY: J. A. A.
 CHECKED BY: J. A. A.
 APPROVED BY: J. A. A.

RECEPTACLE ASSEMBLY, EUROCARD, TYPE C WITH BOARD LOCKS, 96 POSITION

SIZE: A1 00779 G=536412
 SHEET: 4-1 OF 1