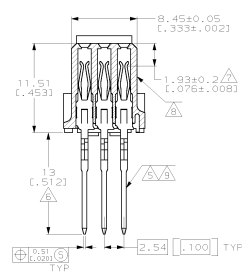
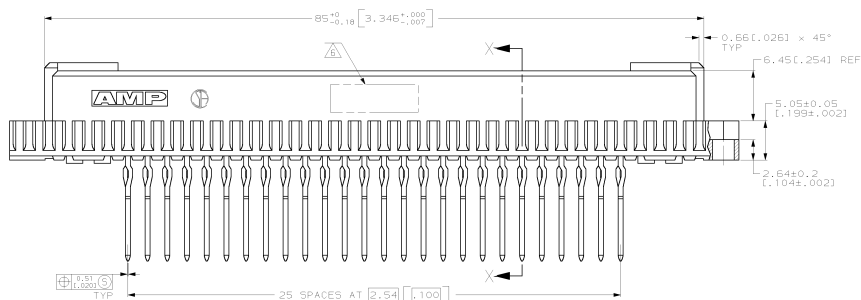
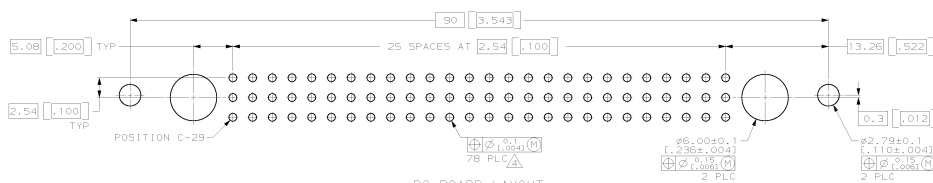


REV	DATE	REVISIONS			
AD	25	REV	DESCRIPTION	DATE	BY
		0	DRAWN	-	-
		A	REV PER EC 0621-80-99	05 APR 99	BC CR

- 
- Technical drawing of a component with the following dimensions and tolerances:
- Overall length: 93.98 [3.700] MAX
  - Overall width: 90 ± 0.1 [3.543 ± 0.004]
  - Top edge thickness: 2.54 [0.100]
  - Bottom edge thickness: 2.54 [0.100]
  - Right side thickness: 3.96 [0.156]
  - Right side width: 10.61 [0.4173] MAX
  - Right side width: 3.10 ± 0.1 [0.122 ± 0.004]
  - Internal width: 1.04 ± 0.05 TYP [0.041 ± 0.002]
  - CONTACT F



Technical drawing of a 12-pin connector. The drawing shows a side view of the connector with 12 pins. Dimensions are provided for the overall width (12.70), pin pitch (2.54), and pin diameter (0.25 ± 0.05 TYP). A note indicates the pin diameter tolerance is 0.112 ± 0.002.



PC BOARD LAYOUT

[illegible]