P.C.B. HOLE DIM. ACTION PIN		
DRILLED HOLE	:1,15 ±0,025	mm
FIN. HOLE	:0,94 to 1,09	mm
AFTER REFLOW	:0,91 to 1,09	mm
Cu-thks	:0,025 to 0,075	mm
SnPb-thks	:0,004 to 0,010	mm

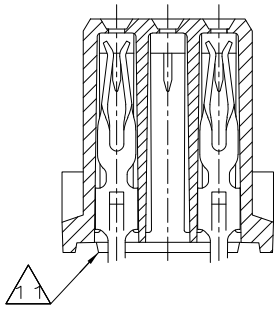

DO NOT SCALE

DIMENSIONS IN mm

METRIC

THIRD ANGLE PROJECTION

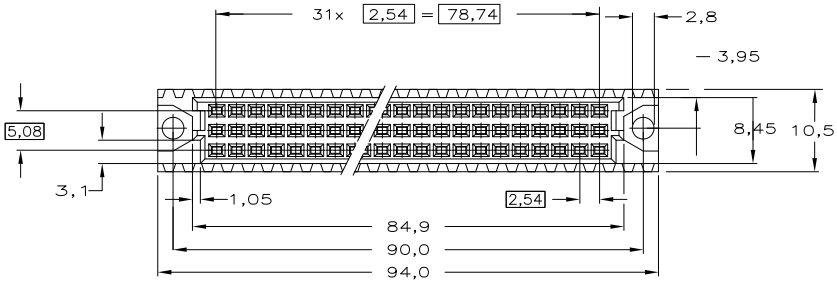

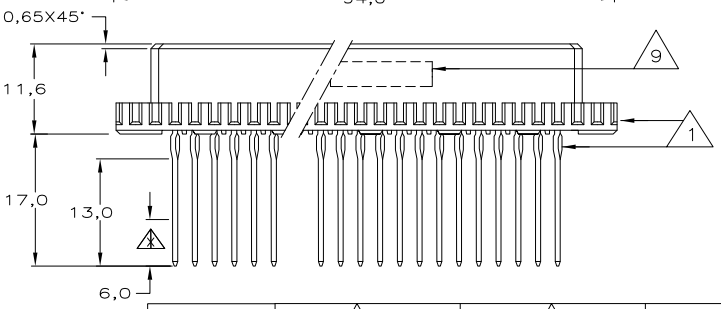

NOTES:

1. CONNECTOR MEETS THE REQUIREMENTS ACC. DIN 41612 AND DIN 41611,PART 2 AND 5.
2. MATERIAL CONTACT: PHOSPHORBRONZE. MATERIAL HOUSING: GLASSFILLED THERM. POLYESTER.
3. AT CONTACTAREA 1,25 µm GOLD OVER 1,25 µm NICKEL. REMAINDER 1,25 µm TIN-LEAD (93/7).
4. AT CONTACTAREA 0,8 µm GOLD OVER 1,25 µm NICKEL. REMAINDER 1,25 µm TIN-LEAD (93/7).
5. AT CONTACTAREA 2,0 µm GOLD OVER 1,25 µm NICKEL. REMAINDER 1,25 µm TIN-LEAD (93/7).
6. AT CONTACTAREA AND AREA x 1,25 µm GOLD OVER 1,25 µm NICKEL. AT ACTION PIN AREA 1,25 µm TIN LEAD (93/7).
7. AT CONTACTAREA AND AREA x 0,8 µm GOLD OVER 1,25 µm NICKEL. AT ACTION PIN AREA 1,25 µm TIN LEAD (93/7).
8. AT CONTACTAREA AND AREA x 2,0 µm GOLD OVER 1,25 µm NICKEL. AT ACTION PIN AREA 1,25 µm TIN LEAD (93/7).
9. CONNECTOR PRINTED WITH PARTNUMBER AND DATECODE ON OUTSIDE OF MATING AREA OF ROW c.
10. SAME AS 1--1 ONLY 0,4µm GOLD.
11. STAND-OFF RIBS OPTIONAL.
12. OBSOLETE PARTS: OBSOLETE CIS STREAMLINING PER D.RENAUD/D.SINISI

POS	ROW a b c
32	X
31	X
30	X
29	X
28	X
27	X
26	X
25	X
24	X
23	X
22	X
21	X
20	X
19	X
18	X
17	X
16	X
15	X
14	X
13	X
12	X
11	X
10	X
9	X
8	X
7	X
6	X
5	X
4	X
3	X
2	X
1	X

AN ASTERISK ,,X'' DENOTES A SIGNAL CONTACT.

	FINISH	MATERIAL	PARTNUMBER
OBSOLETE	10	2	1-215781-8
OBSOLETE	8	2	1-215781-7
12 OBSOLETE	7	2	1-215781-4
OBSOLETE	6	2	1-215781-1
OBSOLETE	5	2	215781-7
	4	2	215781-4
OBSOLETE	3	2	215781-1

CUSTOMER DRAWING

FOR REFERENCE ONLY WILL NOT BE UPDATED

AMP

AMP-HOLLAND B.V.
's-Hertogenbosch, The Netherlands.

THIS DRAWING IS UNPUBLISHED RELEASED FOR PUBLICATION ,19

© COPYRIGHT 19 BY AMP-HOLLAND B.V.
ALL INTERNATIONAL RIGHTS RESERVED.
AMP PRODUCTS MAY BE COVERED BY U.S. AND FOREIGN PATENTS AND/OR PATENTS PENDING.

DR. W.JAGTENBERG	DATE 27-11-87	WIRE RANGE -	NAME 64 POS FEMALE CONN. ASS'Y ACC. DIN 41612 WITH ACTION-PIN FOR 2,4-3,2mm. P.C.BOARD THK'S	REV.DATE D M Y 08 11 00
CHK. R. FIJTEN	DATE 08-11-00	INSUL.RANGE -		
APP. R. FIJTEN	DATE 08-11-00	SIZE A3	SHEET 1 OF 1	DWG. No. C- 215781	REV.LTR. D2

D2	REV PER ECO-09-020932	31AUG09	KK	AEG

Downloaded from Elcodis.com electronic components distributor