

4

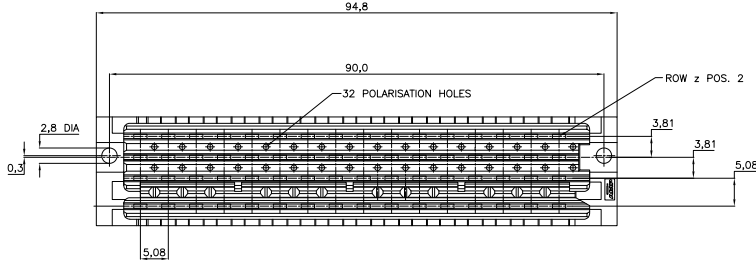
3

2

1

THIS DRAWING IS UNPUBLISHED. RELEASED FOR PUBLICATION
 © COPYRIGHT BY TYCO ELECTRONICS CORPORATION. ALL RIGHTS RESERVED.

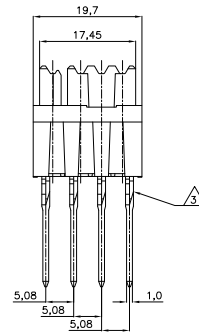
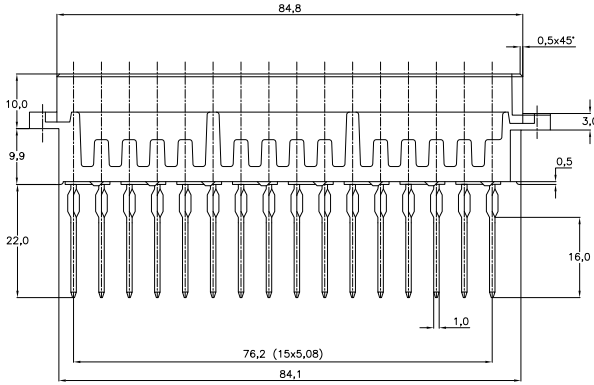
LOC	DIST	REVISIONS					
		F	LR	DESCRIPTION	DATE	BY	APPD
		A	-		-	-	-
		B	-		-	-	-
		C	ECR-07-011431		05-06-07	BSV	MKO



NOTES:

- △ MATERIAL:
 - HOUSING: G.F. THERMOPL. POLYESTER 94-V0
 - COLOUR : GREY
 - CONTACTS: PHOSPHORBRONZE
- △ PLATING CONTACT :
 - 1 : 1,25 µm Au OVER 1,25 µm Ni AT CONTACT AREA,
 - REMAINDER 2,0µm Sn OVER 1,25 µm Ni
 - 4 : SAME AS -1 ONLY 0,8µ Au AT CONTACT AREA
 - 7 : SAME AS -1 ONLY 2,0µ Au AT CONTACT AREA
 - 8 : SAME AS -1 ONLY 0,2µ Au AT CONTACT AREA
- △ FOR PCB THICKNESS 2,4-3, 2.

P.C.B. HOLE DIM. ACTION PIN	
DRILLED HOLE	:1,75 ±1,25 mm
FIN. HOLE	:1,54 to 1,69 mm
AFTER REFLOW	:1,51 to 1,69 mm
Cu-thks	:0,025 to 0,075 mm
Sn-thks	:0,004 to 0,010 mm



ROW	z	b	a	f
32	X	X	X	X
30	X	X	X	X
28	X	X	X	X
26	X	X	X	X
24	X	X	X	X
22	X	X	X	X
20	X	X	X	X
18	X	X	X	X
16	X	X	X	X
14	X	X	X	X
12	X	X	X	X
10	X	X	X	X
8	X	X	X	X
6	X	X	X	X
4	X	X	X	X
2	X	X	X	X

AN ASTERISK „X” DENOTES A CONTACT.

OBSOLETE	SEE NOTE	SEE NOTE	167774-8
OBSOLETE	△	△	167771-7
	FINISH	MATERIAL	167774-6
			167771-1
			PARTNUMBER

THIS DRAWING IS A CONTROLLED DOCUMENT.

DIMENSIONS: mm	DESIGNED BY: J. LIEMPT	DATE: 29JAN81	BY: J. GRUNSVEN	DATE: 04FEB91	NAME: J. V. SOEST	PRODUCT SPEC: -	APPLICATION SPEC: -	WEIGHT: -	SIZE: A2	CAGE CODE: 00779	DRAWING NO: 167771	RESTRICTED TO: -
MATERIAL: -	FINISH: -	Tyco Electronics Corporation 's-Hertogenbosch, Nederland		4x16 POS. TYPE G FEMALE WITH ACTION-PIN CONNECTOR PER DIN 41612		CUSTOMER DRAWING		SCALE: NTS	SHEET: 1 of 1	REV: C		