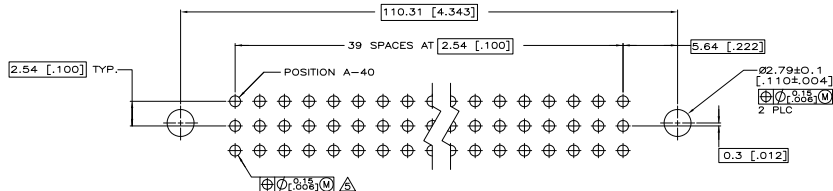
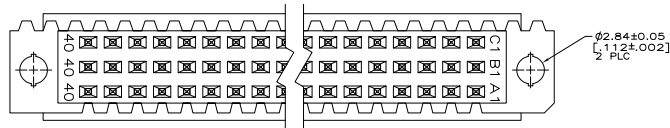
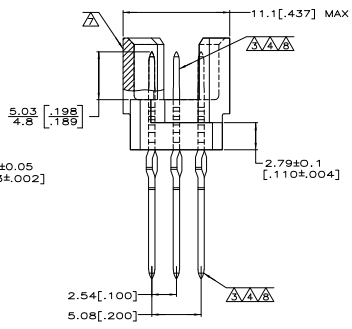
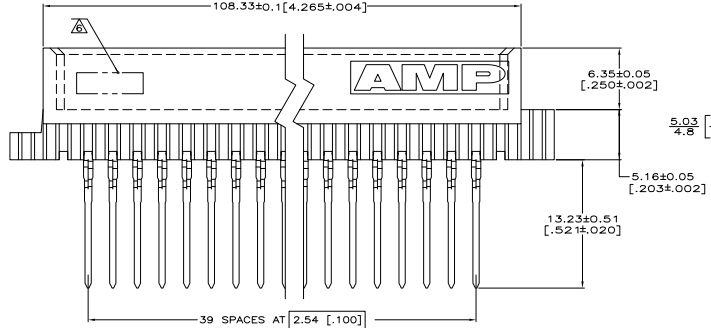
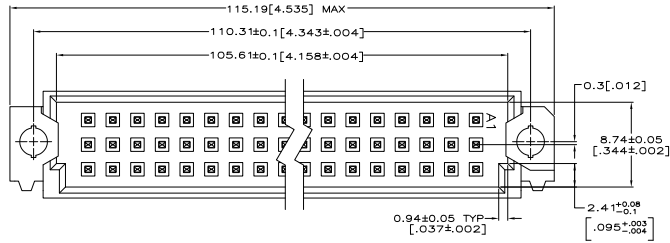


THIS DRAWING IS UNAPPROVED FOR REVISION
 © SPRINGER, INC. IN THE ELECTRONICS CORPORATION. ALL RIGHTS RESERVED.

REV	DATE	DESCRIPTION	BY	CHK	APP
AD	25				
			K		



PC BOARD LAYOUT

- △ HOUSING MATERIAL: GLASS-FILLED POLYESTER, COLOR: GRAY.
- △ POST MATERIAL: PHOSPHOR BRONZE.
- △ POST FINISH: DIN 41612 CLASS 3 IN CONTACT AREA. TIN-LEAD PLATE ON POSTS.
- △ POST FINISH: DIN 41612 CLASS 2 IN CONTACT AREA. TIN-LEAD PLATE ON POSTS.
- △ ACTION PIN POSTS REQUIRE 2.36 [0.93] MINIMUM THICK PC BOARD. RECOMMENDED PC BOARD HOLES ARE 1.15 [0.453] DIA PLATED THROUGH WITH 0.02-0.08 [0.01-0.03] COPPER AND 0.008 [0.003] MINIMUM TIN-LEAD PLATING. FINISHED HOLE AFTER PLATING, 0.94-1.09 [0.37-0.43] DIA.
- △ [PART NUMBER, DATE CODE] MARKED THIS APPROXIMATE AREA.
- △ MARKING ON THIS SIDE.
- △ POST FINISH DIN 41612 CLASS 2 IN CONTACT AREA AND LAST 5.08 [2.00] OF THE POST.

REVISIONS	DATE	DESCRIPTION	BY	CHK	APP
1-40			X	X	X
1-40			X	X	X
1-40			X	X	X

NOTES	POSITIONS LOADED	ROWS LOADED	NO. OF LOADED POSITION	ASSY PART NUMBER

THIS DRAWING IS A CONTROLLED DOCUMENT.		DATE	REVISED	BY	APP
DRAWING NO. 100779		DATE	REVISED	BY	APP
CUSTOMER DRAWING		DATE	REVISED	BY	APP