THIS DRAWING IS UNPUBLISHED. RELEASED FOR PUBLICATION – .– .
© COPYRIGHT – BY TYCO ELECTRONICS CORPORATION. ALL INTERNATIONAL RIGHTS RESERVED.

LOC	DIST
H	—

REVISIONS

P	LTR	DESCRIPTION	DATE	DWN	APVD
	O	–	–	—	—
	D	ECR–07–020965	22–08–08	AEG	MKO

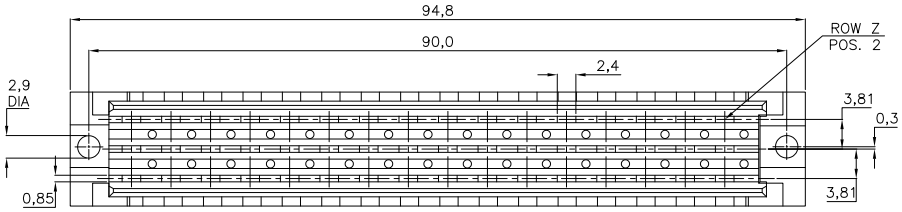

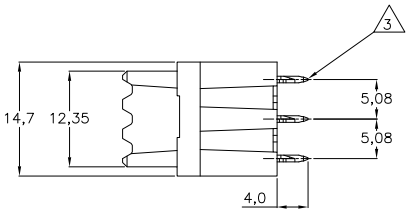

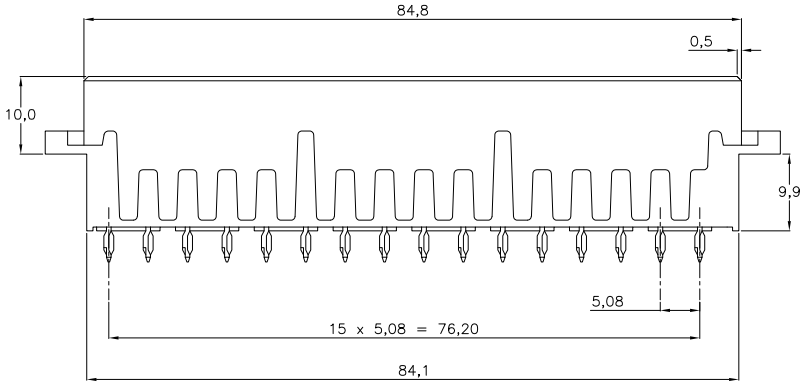

NOTES:

1. MATERIAL : – HOUSING : POLYESTER G.F.
   COLOUR : GREY.
   – CONTACTS : PHOSPHORBRONZE.
2. FINISH : –1 AT CONTACT AREA 1,25µm AU OVER 1,25µm NI.
   AT POST AREA 2,5µm Sn OVER 1,25µm NI.
   –4 SAME AS –1 ONLY 0,8µm AU.
   –7 SAME AS –1 ONLY 2,0µm AU.
   –8 SAME AS –1 ONLY 0,4µm AU.
3. FOR P.C.B.–THICKNESS 1,6–2,4

P.C.B. HOLE DIM. ACTION PIN	
DRILLED HOLE	: 1,15 ± 0,025 mm
FIN. HOLE	: 1,015 ± 0,075 mm
AFTER REFLOW	: 1,0 ± 0,09 mm
Cu–thks	: 0,05 ± 0,025 mm
SnPb–thks	: 0,007 ± 0,003 mm
Ref TE Spec.	: 106–14018/14019

POS	ROW z	ROW b	ROW d
32	X	X	X
30	X	X	X
28	X	X	X
26	X	X	X
24	X	X	X
22	X	X	X
20	X	X	X
18	X	X	X
16	X	X	X
14	X	X	X
12	X	X	X
10	X	X	X
8	X	X	X
6	X	X	X
4	X	X	X
2	X	X	X

AN ASTERISK ,,X'' DENOTES A CONTACT.

FINISH	MATERIAL	PARTNUMBER
OBSOLETE	SEE NOTE 2	SEE NOTE 1	~~215334–8~~
OBSOLETE			~~215334–7~~
			215334–4
			215334–1

THIS DRAWING IS A CONTROLLED DOCUMENT.

DIMENSIONS: mm

TOLERANCES UNLESS OTHERWISE SPECIFIED:
0 PLC ± –
1 PLC ± –
2 PLC ± –
3 PLC ± –
4 PLC ± –
ANGLES ± –

MATERIAL –

FINISH –

DWN J.V.GRUNSVEN 21FEB86
CHK M.SPOOREN 21FEB86
APVD L.V.SOEST –
PRODUCT SPEC —
APPLICATION SPEC —
WEIGHT —

Tyco Electronics

Tyco Electronics Corporation
's–Hertogenbosch, Nederland

NAME
3 x 16 POS. TYPE F FEMALE
B.T.B. – A.P. CONNECTOR.

SIZE	CAGE CODE	DRAWING NO	RESTRICTED TO
A3	00779	C–215334	—

CUSTOMER DRAWING | SCALE NTS | SHEET 1 OF 1 | REV D

1470–19 (1/08)

Downloaded from Elcodis.com electronic components distributor